

Sanlam Employee Benefits  
ACA Retirement Funds  
**Member Web Registration**

Insurance

Financial Planning

Retirement

Investments

Wealth






# Overview

The ACA website provides you with easy access to view your personal retirement fund information. The benefit of the website is to obtain information such as the fund rules, the trustee reports and explanatory investment information in an easy-to-use and time-efficient manner.

This guide provides you with the necessary information to Register as a member on the member website.

## Member Web call centre

	Queries	<a href="mailto:aca.queries@sanlam.co.za">aca.queries@sanlam.co.za</a>
	Phone number	086 111 3606
	Operating hours	Mon-Fri: 08:00 - 16:30

# Benefits of the website



Keep track of your information such as your fund credit, contribution history, as well as your salary history.



View your specific investment portfolio information and make an investment switch online. (The member website will automatically keep track of your investment history.)

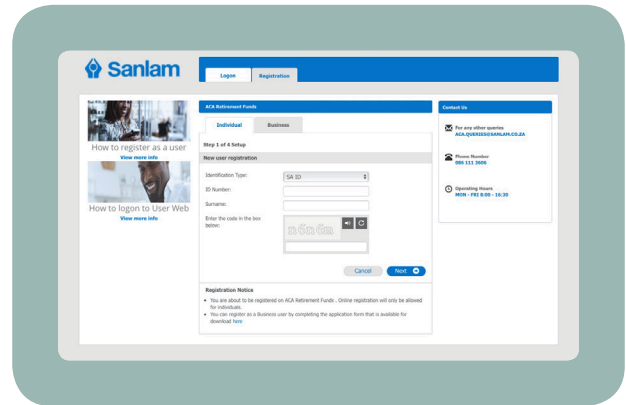
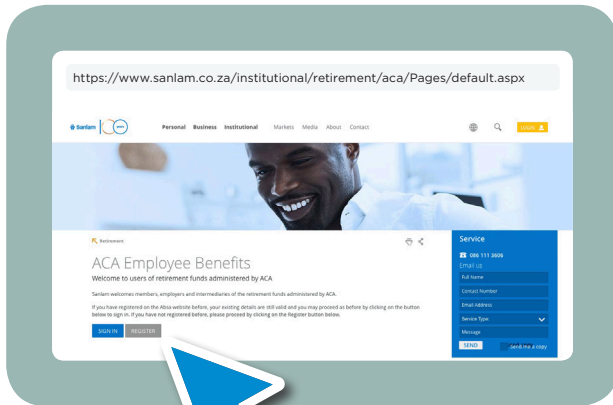


You are able to update your nomination of beneficiaries in respect of your retirement fund and group life scheme electronically.



Access to the retirement fund member website is password protected with all the necessary security measures in place to ensure the confidentiality of your personal information.

# Procedure to register on the Member Website



If you have previously registered you will not be required to make any changes and can Logon with your ID number and password.

Type <https://www.sanlam.co.za/institutional/retirement/aca/Pages/default.aspx> in your web browser and click on Register.

## Registration process



01

- Type your ID Number
- Type your surname
- You will be required to select the method of receiving your one-time password (OTP) via SMS or email. Click on Send.



02

- Enter the OTP received via SMS or email in the Enter OTP block
- Click on the Next button and proceed to the secure password information page.



03

- Provide your own password and password reminders for security purposes.
- NB:** always remember the information you supply here for Sign In purposes and in case you forget your password.
- Click on next to continue.
- (i Please keep your ID number and password safe.)



04

- The system will finalise and confirm the successful registration process.
- You can proceed to click on the Sign In or Done button.



Sanlam will send you a one time password (OTP) for security purposes to your cellphone number or email address. In the event that your cellphone or email details are incorrect or not updated, you can select a "call back" request and someone from our offices will contact you to assist.