



## MLC Global Multi Strategy UCITS Funds plc

Annual audited financial statements  
for the year ended 31 December 2020

**ANNUAL AUDITED FINANCIAL STATEMENTS***for the year ended 31 December 2020*

<b>Contents</b>	<b>Page(s)</b>
Company information	1
Directors' report	2 - 6
Independent auditor's report	7 - 9
Depositary's report	10
Investment Manager's report	11 - 13
Statement of comprehensive income	14
Statement of financial position	15
Statement of changes in net assets attributable to holders of redeemable participating shares	16
Statement of cash flows	17
Schedule of investments	18 - 21
Notes to and forming part of the audited financial statements	22 - 43
Significant purchases and sales for the period ended 31 December 2020 (Unaudited)	44
Remuneration Policy (Unaudited)	45 – 49
Notice of annual general meeting	50
Form of Proxy	51

## COMPANY INFORMATION

<b>Directors<sup>1</sup></b>	<p>Paul Dobbyn<sup>1</sup> – Irish          Thomas Murray – Irish          Haydn Franckeiss – South African          Richard Aslett – British</p> <p><i>All Directors are non-executive</i></p>
<b>Registered number</b>	551309
<b>Funds of the Company</b>	Catalyst Global Real Estate UCITS Fund
<b>Registered office of the Company</b>	<p>Beech House          Beech Hill Road          Dublin 4          Ireland</p>
<b>Manager &amp; Secretary</b>	<p>Sanlam Asset Management (Ireland) Limited          Beech House          Beech Hill Road          Dublin 4          Ireland</p>
<b>Administrator, Registrar &amp; Transfer Agent</b>	<p>Brown Brothers Harriman Fund Administration Services (Ireland) Limited          30 Herbert Street          Dublin 2          Ireland</p>
<b>Investment Manager</b>	<p>Catalyst Fund Managers Global (Pty) Limited          4th Floor Protea Place          Protea Rd          Claremont          Cape Town 7708          South Africa</p>
<b>Depository</b>	<p>Brown Brothers Harriman Trustee Services (Ireland) Limited          30 Herbert Street          Dublin 2          Ireland</p>
<b>Auditor</b>	<p>Ernst &amp; Young          Harcourt Centre          Harcourt Street          Dublin 2          Ireland</p>
<b>Legal Adviser</b>	<p>Maples and Calder          75 St. Stephens Green          Dublin 2          Ireland</p>

<sup>1</sup>Paul Dobbyn is considered as an independent director by the Central Bank of Ireland.

## DIRECTORS' REPORT

The Directors of MLC Global Multi Strategy UCITS Funds Plc (the "Company") present herewith their annual report and audited financial statements for the year ended 31 December 2020.

### RESULTS AND BUSINESS ACTIVITIES

MLC Global Multi Strategy UCITS Funds Plc (the "Company") is authorised as a UCITS under the European Communities (Undertakings for Collective Investment in Transferable Securities) Regulations, 2011 (the "UCITS Regulations") and the Central Bank (Supervision and Enforcement) Act 2013 (Section 48(1)) (Undertakings for Collective Investment in Transferable Securities) Regulations 2019 (the "Central Bank UCITS Regulations"). The Company is an umbrella investment company with variable capital and segregated liability between sub-funds.

The principal activity of the Company is the formation of sub-funds, each with their own investment objective and policies. At 31 December 2020 the Company has formed one sub-fund, namely, Catalyst Global Real Estate UCITS Fund (the "Fund").

The primary objective of the Fund is to generate positive income and capital returns over a medium to long term investment horizon. The Fund will invest at least 75% of its Net Asset Value in global listed equities of issuers operating in the Real Estate Sector which are listed on Recognised Markets. The remaining 25% may be invested in cash or global listed bonds of corporate, sovereign or public institutions operating in the Real Estate Sector which are also listed on Recognised Markets and up to 10% of the Fund's Net Asset Value may be invested in open-ended investment funds, including UCITS (provided such open-ended investment funds are prohibited from investing more than 10% of net assets in other open-ended investment funds).

An investment review of the Fund's performance during the year is included in the Investment Manager's report. The results of operations for the Fund and the Company are set out in the Statement of Comprehensive Income.

The Directors also draw your attention to the significant events during the year disclosed in Note 17.

### FUTURE DEVELOPMENTS

The Company was formed as an umbrella vehicle with the purpose of forming sub-funds with individual objectives and policies. It is expected that the Company will continue to operate as it has done.

The performance outlook for the Fund is discussed in the Investment Manager's report.

### PRINCIPAL RISKS AND UNCERTAINTIES

The Company is exposed to the risks associated with the financial instruments and markets in which the Fund of the Company invests. The Directors draw your attention to Note 14 which outlines the financial risks associated with meeting the investment objectives of the Fund. The Directors are not aware of any existing or contingent liability of the Fund that may expose the assets of the Company as a whole. A further comprehensive summary of the risk factors that investors should consider is included in the prospectus of the Company and the offering supplement of the Fund.

### DIVIDENDS

The Articles of the Company empower the Directors to declare semi-annual and/or annual dividends in respect of any shares out of net income (including dividend and interest income) and the excess of realised and unrealised capital gains over realised and unrealised losses in respect of investments of the Company.

The present intention of the Directors is to distribute sufficient surplus net income of specific share classes, currently:

Fund Name	Classes	Distribution Frequency
Catalyst Global Real Estate UCITS Fund	Class C USD Distributing	Semi-annual
	Class E GBP Distributing	Semi-annual

Dividends will usually be declared biannually on the last business day in December and June (or at a time and frequency to be determined at the discretion of the Directors following prior notification to the Shareholders). Dividends will be automatically reinvested in additional Shares of the same Class of the Fund unless the Shareholder has specifically elected on the application form or subsequently notified the Administrator in writing of its requirement to be paid in cash sufficiently in advance of the declaration of the next distribution payment.

The Directors reserve the right to change the dividend policy of the Fund

Dividends declared for the financial year are as set out in Note 5.

## DIRECTORS' REPORT *(CONTINUED)*

### DIRECTORS' AND SECRETARY'S INTEREST IN SHARES AND CONTRACTS

The Directors of the Company at 31 December 2020 were as follows:

Paul Dobbyn (Irish)  
 Thomas Murray (Irish)  
 Haydn Franckeiss (South African)  
 Richard Aslett (British)

The Directors who held office on 31 December 2020 had no interest in the shares of the Company or the Fund at that date or at any time during the year then ended. None of the Directors have a service contract with the Company.

Thomas Murray is a Director of Sanlam Asset Management (Ireland) Ltd. ("SAMI"). Richard Aslett is the Chief Executive Officer of SAMI.

### RELATED PARTIES

Disclosures in respect of related parties are contained in Note 10 to the financial statements.

### CONNECTED PERSONS

Part 2, Chapter 10 of the Central Bank (Supervision and Enforcement) Act 2013 (Section 48(1)) (Undertakings for Collective Investment in Transferable Securities) Regulations 2019 (the "Central Bank UCITS Regulations") on transactions involving connected persons states that any transactions between a UCITS and a Connected Person must be carried out as if negotiated at arm's length. Transactions must be in the best interests of the shareholders.

A 'Connected Person' is defined as the Management Company or Depositary to a UCITS; the delegates or sub-delegates of such a Management Company or Depositary (excluding non-group company sub-custodians appointed by a Depositary); and any associated or group company of such a Management Company, Depositary, delegate or sub-delegate. The Directors are satisfied that there are arrangements (evidenced by written procedures) in place, to ensure that the obligations set out above are applied to all transactions with Connected Persons entered into during the year and that all such transactions have complied with these obligations.

### SUBSEQUENT EVENTS

Other than as disclosed in Note 18, up to the date of the approval of these financial statements there were no events subsequent to the period end, which, in the opinion of the Directors of the Company, may have had an impact on the financial statements for the year ended 31 December 2020.

### ACCOUNTING RECORDS

The measures taken by the Directors to ensure compliance with the Company's obligation to keep proper accounting records are the use of appropriate systems and procedures which are carefully implemented by the Administrator. The accounting records of the Company are kept at 30 Herbert Street, Dublin 2, Ireland.

### DIRECTORS' STATEMENT ON RELEVANT AUDIT INFORMATION

Each of the Directors at the date of approval of the Directors' Report confirms that:

- a) So far as the Directors are aware, there is no relevant audit information of which the Company's statutory auditor is unaware; and
- b) The Directors have taken all the steps that they ought to have taken as Directors in order to make themselves aware of any relevant audit information and to establish that the Company's statutory auditor is aware of that information.

This confirmation is given and should be interpreted in accordance with the provisions of section 330 of the Companies Act 2014.

### AUDIT COMMITTEE

An audit committee has not been appointed because the Directors are satisfied that the established processes regarding internal control and risk management systems are sufficient to ensure effective oversight of the financial reporting and audit process. The established processes are disclosed in the Corporate Governance Code.

## DIRECTORS' REPORT (*CONTINUED*)

### STATEMENT OF DIRECTORS' RESPONSIBILITIES

Irish company law requires the Directors to prepare financial statements for each financial year which give a true and fair view of the state of affairs of the Company and of the results of the Company for that year.

In preparing those financial statements, the Directors are required to:

Select suitable accounting policies and then apply them consistently;

- Make judgements and estimates that are reasonable and prudent;
- Follow applicable accounting standards or disclose or explain material departures from them in the financial statements;
- Ensure that financial statements comply with the Memorandum and Articles of Association;
- Provide a fair review of the development and performance of the Company;
- Give a description of principal risks and uncertainties that they may face; and
- Prepare the financial statements on the going concern basis, unless it is inappropriate to presume that the Company will continue in business.

The Directors are responsible for keeping proper books of account which disclose with reasonable accuracy, at any time, the financial position of the Company and to enable them to ensure that the financial statements are prepared in accordance with International Financial Reporting Standards ("IFRS") as adopted by the EU and comply with the Irish Companies Act 2014 and the European Communities (Undertakings for Collective Investment in Transferable Securities) Regulations, 2011 (as amended) (the "UCITS Regulations") and the Central Bank UCITS Regulations. They are also responsible for safeguarding the assets of the Company and in fulfilment of this responsibility, they have entrusted the assets of the Company to the Depository for safekeeping, in accordance with the Memorandum and Articles of Association of the Company. The Directors are responsible for taking reasonable steps for the prevention and detection of fraud and other irregularities.

### COMPLIANCE STATEMENT

The Company is required to include an annual compliance statement in the Directors' report under section 225 of the Companies Act 2014 (the "Act").

The Directors:

- Acknowledge their responsibility for ensuring compliance with the relevant obligations;
- confirm that a "compliance policy statement" has been drawn up setting out the Company's policies with regard to compliance with the relevant obligations;
- Confirm that appropriate arrangements or structures have been put in place that are, in the Directors' opinion, designed to secure material compliance with the Company's relevant obligations; and
- Confirm that the Directors have reviewed, during the financial year, the effectiveness of the arrangements or structures which have been put in place to secure such material compliance.

### CORPORATE GOVERNANCE CODE

The Company has adopted the voluntary corporate governance code applicable to Irish domiciled investment funds issued by Irish Funds (the "IF Code"). The Irish Funds' Code operates on a "comply or explain" basis so that, where the Company is not complying with any provision of the code, the reasons for non-compliance should be set out in its report or on its website.

The Board of Directors has assessed the measures included in the IF Code as being consistent with its corporate governance practises and procedures for the financial year. The code is available at [www.sanlam.ie](http://www.sanlam.ie). In addition to the IF Code, the Company is subject to corporate governance practices imposed by:

- i) The Irish Companies Act 2014, which is available for inspection at the registered office of the Company. It may also be obtained at <http://www.irishstatutebook.ie/eli/2014/act/38/enacted/en/html>;
- ii) The Articles of Association of the Company which are available for inspection at the registered office of the Company at Beech House, Beech Hill Road, Dublin 4, Ireland and the Companies Registration Office in Ireland;
- iii) The CBI UCITS Regulations and related Guidance Notes of the Central Bank of Ireland which can be obtained from the Central Bank of Ireland website at <https://www.centralbank.ie/regulation/industry-market-sectors/funds/ucits> and are available for inspection at the registered Office of the Company;
- iv) SAMI's Programme of Activity, Business Plan and Code of Conduct, which are available for inspection at the registered office of SAMI at Beech House, Beech Hill Road, Dublin 4, Ireland; and
- v) SAMI is also subject to the Corporate Governance Code of the Sanlam Group.

## DIRECTORS' REPORT *(CONTINUED)*

### CORPORATE GOVERNANCE CODE *(CONTINUED)*

The Board of Directors is responsible for establishing and maintaining internal control and risk management systems of the Company in relation to the financial reporting process. Such systems are designed to manage rather than eliminate the risk of error or fraud in achieving the Company's financial reporting objectives and can only provide reasonable and not absolute assurance against material misstatement and loss. The Board of Directors has delegated this duty to SAMI.

SAMI is authorised and regulated by the Central Bank of Ireland and must comply with the rules imposed by the Central Bank of Ireland. SAMI also monitors and evaluates the external auditor's performance, qualifications and independence.

The Company has procedures in place to ensure all relevant books of accounts are properly maintained and are readily available, including production of annual and half-yearly financial statements. Brown Brothers Harriman Fund Administration Services (Ireland) Limited ("BBH") was appointed as administrator to maintain the books and records of the Company. The annual financial statements of the Company are required to be approved by the Board of Directors of the Company and the annual and half yearly financial statements are required to be filed with the Central Bank of Ireland.

The statutory financial statements are required to be audited by the independent auditors who report annually to the Board on their findings. The Board evaluates and discusses significant accounting and reporting issues as the need arises.

### Shareholders' meetings

The convening and conduct of shareholders' meetings are governed by the Articles of Association of the Company and the Companies Acts. Although the Directors may convene an extraordinary general meeting of the Company at any time, the Directors of the Company are required to convene a general meeting within eighteen months of incorporation and fifteen months of the previous annual general meeting thereafter. Shareholders representing not less than one-tenth of the paid up share capital of the Company may also request to convene a shareholders meeting.

Not less than twenty one days' notice of every annual general meeting and any meeting for the passing of a special resolution must be given to shareholders unless the auditors of the Company and all the shareholders entitled to attend and vote agree to shorter notice.

Two members present either in person or by proxy constitutes a quorum at a general meeting provided that the quorum for a general meeting convened to consider any alteration to the class rights of shares is two shareholders holding or representing by proxy at least one third of the issued shares of the relevant Funds or class.

Every holder of participating shares or subscriber shares present in person or by proxy who votes on a show of hands is entitled to one vote. On a poll, every holder of participating shares present in person or by proxy is entitled to one vote in respect of each share held by him and every holder of subscriber shares is entitled to one vote in respect of all subscriber shares held by him. The chairman of a general meeting of the Company, or at least two members present in person or by proxy, or any holder or holders of participating shares present in person or by proxy representing at least one-tenth of the shares in issue having the right to vote at such meeting, may demand a poll.

Shareholders may decide to sanction an ordinary resolution or special resolution at a shareholder's meeting. An ordinary resolution of the Company (or of the shareholders of a particular Funds or class) requires a simple majority vote cast by the shareholders voting in person or by proxy at the meeting at which the resolution is proposed. A special resolution of the Company (or of the shareholders of a particular Fund or class) requires a majority vote of not less than 75% of the shareholders present in person or by proxy and voting in general meeting in order to pass a special resolution including a resolution to amend the Articles of Association.

### Composition and Operation of the Board

Unless otherwise determined by an ordinary resolution of the Company in a general meeting, the number of Directors may not be less than two. Currently the Board of Directors of the Company is composed of four Non-Executive Directors, being those listed on page 1 of these financial statements with Paul Dobbyn, Thomas Murray and Richard Aslett being Irish residents. None of the Company's Directors hold directorships with the Depository. The business of the Company is managed by the Directors, who exercise all such powers of the Company as are not required by the Companies Acts or the Articles of Association to be exercised by the Company in a general meeting. A Director may, and the company secretary of the Company on the requisition of a Director will, at any time summon a meeting of Directors. Questions arising at any meeting of Directors are determined by a majority of votes. In the case of equality of votes, the chairman has a second or casting vote. The quorum necessary for the transaction of business at a meeting of the Directors is two.

All key management functions of the Company have been delegated to SAMI. SAMI will manage these in terms of their Programme of Activity and Business Plan. SAMI is approved by the Central Bank of Ireland, and is authorised as a UCITS Management Company and an Alternative Investment Fund Manager.

**DIRECTORS' REPORT (CONTINUED)****COVID-19**

Since January 2020, global financial markets have experienced significant volatility resulting from the spread of a novel coronavirus known as COVID-19. The outbreak of COVID-19 has resulted in travel and border restrictions, quarantines, supply chain disruptions, lower consumer demand and general market uncertainty. The effects of COVID-19 have adversely affected the global economy, the economies of certain nations and individual issuers, all of which have undoubtedly had an impact on the performance of the Fund to varying degrees. COVID-19 has also resulted in employees of the Manager, the Investment Manager and service providers to the Fund to adjust working practices and work remotely for prolonged periods of time. However, massive government and central bank intervention has meant that markets are beginning to look past the pandemic. Provided the rollout of vaccines is successful on a global scale during 2021 and into 2022, it is hoped the need for further lockdowns will reduce, enabling economies to normalise and function at pre-pandemic levels.

23 April 2021



Director



Director



## **INDEPENDENT AUDITOR'S REPORT TO THE MEMBERS OF MLC GLOBAL MULTI STRATEGY UCITS FUNDS PLC**

### **Report on the audit of the financial statements**

#### **Opinion**

We have audited the financial statements of MLC Global Multi Strategy UCITS Funds plc ('the Company') for the year ended 31 December 2020, which comprise the Statement of Comprehensive Income, Statement of Financial Position, Statement of Changes in Net Assets Attributable to Holders of Redeemable Participating Shares, Statement of Cash Flows, Schedule of Investments and notes to the financial statements, including the summary of significant accounting policies set out in note 2. The financial reporting framework that has been applied in their preparation is Irish Law and International Financial Reporting Standards ('IFRS') as adopted by the European Union as applied in accordance with the provisions of the Companies Act 2014.

In our opinion the financial statements:

- give a true and fair view of the assets, liabilities and financial position of the Company as at 31 December 2020 and of its loss for the year then ended;
- have been properly prepared in accordance with IFRS as adopted by the European Union; and
- have been properly prepared in accordance with the requirements of the Companies Act 2014, the European Communities (Undertakings for Collective Investment in Transferable Securities) Regulations, 2011, and the Central Bank (Supervision and Enforcement) Act 2013 (Section 48(1)) (Undertakings for Collective Investment in Transferable Securities) Regulations 2019.

#### **Basis for opinion**

We conducted our audit in accordance with International Standards on Auditing (Ireland) (ISAs (Ireland)) and applicable law. Our responsibilities under those standards are further described in the Auditor's Responsibilities for the Audit of the Financial Statements section of our report. We are independent of the Company in accordance with ethical requirements that are relevant to our audit of financial statements in Ireland, including the Ethical Standard issued by the Irish Auditing and Accounting Supervisory Authority (IAASA), and we have fulfilled our other ethical responsibilities in accordance with these requirements.

We believe that the audit evidence we have obtained is sufficient and appropriate to provide a basis for our opinion.

#### **Conclusions relating to going concern**

In auditing the financial statements, we have concluded that the directors' use of the going concern basis of accounting in the preparation of the financial statements is appropriate.

Based on the work we have performed, we have not identified any material uncertainties relating to events or conditions that, individually or collectively, may cast significant doubt on the Company's ability to continue as a going concern for a period of at least twelve months from the date when the financial statements are authorised for issue.

Our responsibilities and the responsibilities of the directors with respect to going concern are described in the relevant sections of this report. However, because not all future events or conditions can be predicted, this statement is not a guarantee as to the Company's ability to continue as a going concern.

## **INDEPENDENT AUDITOR'S REPORT TO THE MEMBERS OF MLC GLOBAL MULTI STRATEGY UCITS FUNDS PLC**

### **Other information**

The directors are responsible for the other information. The other information comprises the information included in the annual report other than the financial statements and our auditor's report thereon. Our opinion on the financial statements does not cover the other information and, except to the extent otherwise explicitly stated in our report, we do not express any form of assurance conclusion thereon.

Our responsibility is to read the other information and, in doing so, consider whether the other information is materially inconsistent with the financial statements or our knowledge obtained in the audit or otherwise appears to be materially misstated. If we identify such material inconsistencies or apparent material misstatements, we are required to determine whether there is a material misstatement in the financial statements or a material misstatement of the other information. If, based on the work we have performed, we conclude that there is a material misstatement of this other information, we are required to report that fact.

We have nothing to report in this regard.

### **Opinions on other matters prescribed by the Companies Act 2014**

In our opinion, based solely on the work undertaken in the course of the audit, we report that:

- the information given in the directors' report for the financial year ended for which the financial statements are prepared is consistent with the financial statements; and
- the directors' report has been prepared in accordance with applicable legal requirements.

We have obtained all the information and explanations which, to the best of our knowledge and belief, are necessary for the purposes of our audit.

In our opinion the accounting records of the Company were sufficient to permit the financial statements to be readily and properly audited and the financial statements are in agreement with the accounting records.

### **Matters on which we are required to report by exception**

Based on the knowledge and understanding of the Company and its environment obtained in the course of the audit, we have not identified material misstatements in the directors' report.

The Companies Act 2014 requires us to report to you if, in our opinion, the disclosures of directors' remuneration and transactions required by sections 305 to 312 of the Act, which relate to disclosures of directors' remuneration and transactions are not complied with by the Company. We have nothing to report in this regard.

## **INDEPENDENT AUDITOR'S REPORT TO THE MEMBERS OF MLC GLOBAL MULTI STRATEGY UCITS FUNDS PLC**

### **Respective responsibilities**

#### **Responsibilities of directors for the financial statements**

As explained more fully in the directors' responsibilities statement set out on page 4, the directors are responsible for the preparation of the financial statements in accordance with the applicable financial reporting framework that give a true and fair view, and for such internal control as they determine is necessary to enable the preparation of financial statements that are free from material misstatement, whether due to fraud or error.

In preparing the financial statements, the directors are responsible for assessing the Company's ability to continue as a going concern, disclosing, as applicable, matters related to going concern and using the going concern basis of accounting unless management either intends to liquidate the Company or to cease operations, or has no realistic alternative but to do so.

#### **Auditor's responsibilities for the audit of the financial statements**


Our objectives are to obtain reasonable assurance about whether the financial statements as a whole are free from material misstatement, whether due to fraud or error, and to issue an auditor's report that includes our opinion. Reasonable assurance is a high level of assurance, but is not a guarantee that an audit conducted in accordance with ISAs (Ireland) will always detect a material misstatement when it exists. Misstatements can arise from fraud or error and are considered material if, individually or in the aggregate, they could reasonably be expected to influence the economic decisions of users taken on the basis of these financial statements.

A further description of our responsibilities for the audit of the financial statements is located on the IAASA's website at: [http://www.iaasa.ie/getmedia/b2389013-1cf6-458b-9b8f-a98202dc9c3a/Description\\_of\\_auditors\\_responsibilities\\_for\\_audit.pdf](http://www.iaasa.ie/getmedia/b2389013-1cf6-458b-9b8f-a98202dc9c3a/Description_of_auditors_responsibilities_for_audit.pdf).

This description forms part of our auditor's report.

#### **The purpose of our audit work and to whom we owe our responsibilities**

Our report is made solely to the Company's members, as a body, in accordance with section 391 of the Companies Act 2014. Our audit work has been undertaken so that we might state to the Company's members those matters we are required to state to them in an auditor's report and for no other purpose. To the fullest extent permitted by law, we do not accept or assume responsibility to anyone other than the Company and the Company's members, as a body, for our audit work, for this report, or for the opinions we have formed.



Kieran Daly  
for and on behalf of  
Ernst & Young Chartered Accountants and Statutory Audit Firm  
Dublin, 29 April 2021

## **Report of the Depositary to the Shareholders**

We have enquired into the conduct of MLC Global Strategy UCITS Funds plc (the “Company”) for the period 1 January to 31 December, 2020, in our capacity as Depositary to the Company.

This report including the opinion has been prepared for and solely for the Shareholders in the Company as a body, in accordance with Part 5 of the European Communities (Undertakings for Collective Investment in Transferable Securities) Regulations, 2011 (as amended) (the “UCITS Regulations”), and for no other purpose. We do not, in giving this opinion, accept or assume responsibility for any other purpose or to any other person to whom this report is shown.

### **Responsibilities of the Depositary**

Our duties and responsibilities are outlined in Part 5 of the UCITS Regulations. One of those duties is to enquire into the conduct of the Company in each annual accounting period and report thereon to the Shareholders.

Our report shall state whether, in our opinion, the Company has been managed in that period in accordance with the provisions of the Company’s Memorandum and Articles of Association and the UCITS Regulations. It is the overall responsibility of the Company to comply with these provisions. If the Company has not so complied, we as Depositary must state why this is the case and outline the steps which we have taken to rectify the situation.

### **Basis of Depositary Opinion**

The Depositary conducts such reviews as it, in its reasonable opinion, considers necessary in order to comply with its duties as outlined in the Part 5 of the UCITS Regulations and to ensure that, in all material respects, the Company has been managed:

- (i) in accordance with the limitations imposed on its investment and borrowing powers by the provisions of its constitutional documentation and the appropriate regulations; and
- (ii) otherwise in accordance with the Company’s constitutional documentation and the appropriate regulations.

### **Opinion**

In our opinion, the Company has been managed during the year, in all material respects:

- (i) in accordance with the limitations imposed on the investment and borrowing powers of the Company by the Memorandum & Articles of Association and by the UCITS Regulations and the Central Bank (Supervision and Enforcement) Act 2013 (Section 48(1)) (Undertakings for Collective Investment in Transferable Securities) Regulations 2019 (the “Central Bank UCITS Regulations”); and
- (ii) otherwise in accordance with the provisions of the Memorandum & Articles of Association, the UCITS Regulations and the Central Bank UCITS Regulations.



**Brown Brothers Harriman Trustee Services (Ireland) Limited**  
30 Herbert Street  
Dublin 2  
D02 W329  
Ireland

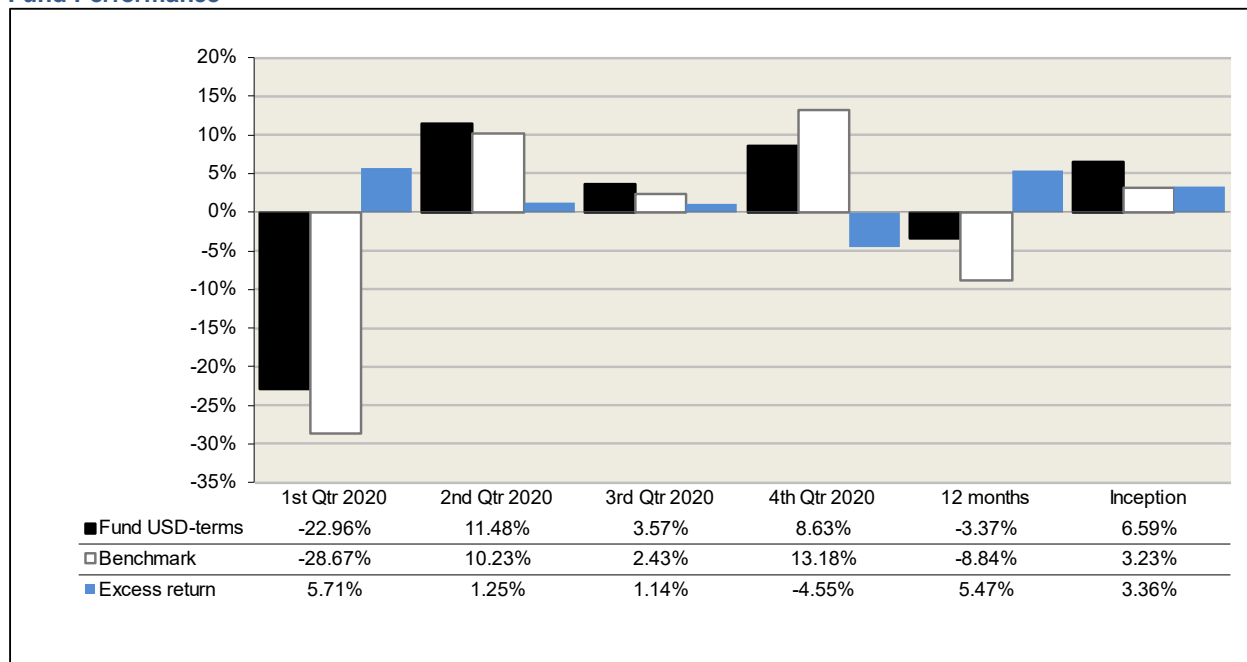
**Date: 23 April 2021**

## INVESTMENT MANAGER'S REPORT

### Investment Objective

The Catalyst Global Real Estate UCITS Fund ("the Fund") aims to give investors exposure to the total returns (income and capital growth) from listed real estate in developed markets. The Fund has a medium- to long-term investment horizon and aims to outperform its benchmark, the FTSE EPRA/NAREIT Developed Rental Net Total Return Index.

### Fund Performance



The Fund is benchmarked against the FTSE EPRA/NAREIT Developed Rental Net Total Return Index. Note: Performance figures longer than 12 months are annualised. Figures are quoted gross of fees.

During the year ended 31 December 2020 the Catalyst Global Real Estate UCITS Fund (the "Fund") returned -3.37% in USD gross of fees while the FTSE EPRA NAREIT Developed Rental Index (the "Benchmark") returned -8.84%, resulting in an outperformance of 5.47% before fees. The best performing listed real estate market was Singapore which recorded a total USD return of 3.50% for the year. Australia recorded the lowest total USD return of -12.30%. The best performing sectors globally were Data Centres (19.4%), Industrial (16.3%), Lab Space (13.3%), and Storage (11.6%). The worst performing sectors were Malls (-31.8%), Hotels (-27.5%), Strip Retail (-21.5%), and Office (-17.6%).

### Performance Contribution

At a sector level our overweight allocations to US Data Centres, US Lab Space, US Single Family Housing, US Industrial, and European Storage contributed the most to positive outperformance. Our underweight allocation to US Office and Japan Office contributed to positive outperformance.

### Performance Detraction

At a sector level our underweight allocation to US Storage, US Gaming Net Lease, US Net lease, and Nordic Diversified contributed the most to negative performance.

It is fair to say that the COVID-19 pandemic, and resulted government mandated lockdowns, is the most drastic shock that the global economy has experienced since World War II. Practically every person on the planet was affected to some extent. The way we work, live, shop, communicate and have fun all changed dramatically, practically overnight. The economic impact of the lockdowns has been unprecedented, leading to the biggest contractions in economic activity on record. The economy is not just some abstract concept to which our wealth and prosperity is tied. "The economy" is the name we assign to that system that produces all the goods and services we as humans desire, some vital for survival, others nice to have.

## INVESTMENT MANAGER'S REPORT (CONTINUED)

### Fund Performance (continued)

Real estate is a critical component of this economic system. It literally houses virtually all our economic activity. We all live somewhere. We all work somewhere. We all shop somewhere, either in store or via the internet with goods shipped through distribution centres. We all communicate somehow, with our data flowing through data centres or cell towers. Most of us travel, either for work or leisure, we stay in hotels, holiday homes, or apartments. We all get sick and need to go to a doctor or a hospital. We all will get old and need to be cared for, most probably in a senior home care facility. What we do is the economy. We use real estate as a means to an end.

The pandemic induced government lockdowns have forced us to live and work differently. It has also forced many of us to reconsider how we live and work, not just now, but into the future. The pandemic has forced most users of real estate to re-evaluate how they use real estate. This sudden re-evaluation has resulted in a shift in value we subscribe to different aspects of real estate. Suddenly an extra room at home to work in has become more valuable than before, and the value ascribed to the coffee shop servicing office workers in a central business district has become a lot more uncertain.

It has often been said that the pandemic accelerated trends that were already in motion. Examples of these include:

- Flexible working arrangements, whether working from home (WFH) or in flexible office arrangements like WeWork.
- Online shopping penetration.
- Reconfiguration of retail landscape.
- Increase in consuming virtual products and more data.
- Communicating virtually instead of in person.
- Millennial migration from urban cores to the suburbs.

Less often talked about are trends that were slowed, stopped, or reversed:

- The appeal of big cities, especially the dense urban core
- Experiential retail
- Face to face meetings
- Leisure and business travel
- Just-in-time supply chains
- Mass transit use

Many of these trends that were slowed or reversed will be temporarily, whilst some others will have a more lasting impact on how we conduct economic activity and the resultant effect on real estate values. Cities have existed for millennia and the trend of urbanisation is as old as civilization itself. Cities are crossroads, place where people come together to exchange goods, products, ideas, and socialise in the most efficient manner. There is no doubt that technology enables us to perform some of these functions without the need to be in a city. But we believe that this is on the margin and that the appeal of cities from a live, work, and play perspective will continue to attract people to cities once the current pandemic subsides. This too, shall pass.

### Fund Outlook

The lockdowns have wreaked havoc on the economy. Central banks responded by flooding the markets with record amounts of liquidity. Trillions of dollars were injected via credit creation and directly paid to individuals and businesses. Since the trough in March, bonds and equities rallied to all-time highs, whilst most of the underlying economy has continued to perform poorly. Global listed real estate has underperformed both bonds and equities. Some real estate sectors, like Retail and Hotels, still face a very difficult and uncertain period ahead. Other real estate sectors like, Industrial, Lab Space, Manufactured Housing, and Single-Family Housing all performed well during the year and continue to have fundamental tailwinds.

**INVESTMENT MANAGER'S REPORT (CONTINUED)****Fund Outlook** *(continued)*

Equity market valuations in most developed markets are at or near all-time highs, regardless of what measures one looks at. Fixed income, including government bonds, investment grade, and high yield, all trade at or near their lowest levels in history. Relative to fixed income and equity, the real estate sector looks very attractively priced on expected total return spreads. The estimated forward FAD (Funds Available for Distribution) yield for the sector is 4.40%. Based on our earnings estimates and market break-even inflation expectations, we expect the listed real estate sector to deliver at least 5% real return for buy and hold investors over the medium term. Within the real estate universe, more attractively priced opportunities exist in specific real estate sectors and stocks, providing opportunities for astute active managers.

**Investment Manager**

Catalyst Fund Managers (Pty) Ltd


**STATEMENT OF COMPREHENSIVE INCOME**  
*for the year ended 31 December 2020*

		Year ended 31 December 2020 USD	Period ended 31 December 2019 USD
<b>Investment income</b>			
Net (losses)/gains on financial assets and liabilities at fair value through profit or loss		(29,663,267)	34,747,980
Dividend income from financial assets at fair value through profit or loss		10,848,259	10,572,921
Bank interest		40,543	115,664
Other income		-	2,192
		<b>(18,774,465)</b>	<b>45,438,757</b>
<b>Operating expenses</b>			
Management fees	10	(3,505,033)	(3,054,579)
Other operating expenses		(197,638)	(145,820)
Administration fees	10	(168,648)	(388,786)
Custody fees	10	(88,845)	(44,565)
Directors' fees	10	(41,162)	(29,691)
		<b>(4,001,326)</b>	<b>(3,663,441)</b>
		<b>(22,775,791)</b>	<b>41,775,316</b>
<b>Finance costs</b>			
Distribution to shareholders	5	(60,206)	(61,757)
Interest expense		-	(14,377)
		<b>(60,206)</b>	<b>(76,134)</b>
		<b>(22,835,997)</b>	<b>41,699,182</b>
Withholding tax		(2,292,951)	(2,455,106)
<b>Change in net assets attributable to holders of redeemable participating shares</b>		<b>(25,128,948)</b>	<b>39,244,076</b>

The audited financial statements were approved by the Board of Directors on 23 April 2021.



Director



Director

The accompanying notes form an integral part of these audited financial statements.



## STATEMENT OF FINANCIAL POSITION

as at 31 December 2020

		31 December 2020 USD	31 December 2019 USD
<b>Assets</b>			
Cash and cash equivalents		15,142,001	22,918,893
Accrued income		945,429	1,231,891
Amounts receivable on sale of securities		745,916	-
Amounts receivable on issue of shares		960,973	1,316,410
Other debtors		15,763	37,123
<i>Financial assets at fair value through profit or loss</i>			
Transferable securities	6, 14	379,560,174	400,799,963
		<b>397,370,256</b>	<b>426,304,280</b>
<b>Liabilities</b>			
Amounts payable on purchases of securities		(1,502,890)	-
Accrued expenses and other payables		(314,863)	(178,442)
Management fee payable	10	(314,317)	(342,662)
Amounts payable on repurchases of shares		(127,766)	(39,862)
		<b>(2,259,836)</b>	<b>(560,966)</b>
<b>Net assets attributable to holder of redeemable participating shares</b>	<b>15</b>	<b>395,110,420</b>	<b>425,743,314</b>

The audited financial statements were approved by the Board of Directors on 23 April 2021.



Director



Director

The accompanying notes form an integral part of these audited financial statements.

**STATEMENT OF CHANGES IN NET ASSETS ATTRIBUTABLE TO REDEEMABLE PARTICIPATING SHAREHOLDERS**
*for the year ended 31 December 2020*

	Year ended 31 December 2020 USD	Period ended 31 December 2019 USD
<b>Operating activities</b>		
Change in net assets attributable to holders of redeemable participating shares	(25,128,948)	39,244,076
<b>Capital transactions</b>		
Issue of shares during the year/period	92,169,736	83,137,079
Redemption of shares during the year/period	(97,673,682)	(55,887,628)
<b>Net (decrease)/increase in net assets attributable to holders of redeemable participating shares from capital transactions</b>	<b>(5,503,946)</b>	<b>27,249,451</b>
<b>Net (decrease)/increase in net assets attributable to holders of redeemable participating shares in the period/year</b>	<b>(30,632,894)</b>	<b>66,493,527</b>
Net assets attributable to holders of redeemable participating shares at the beginning of the year/period	425,743,314	359,249,787
<b>Net assets attributable to holders of redeemable participating shares at the end of the year/period</b>	<b>395,110,420</b>	<b>425,743,314</b>

*The accompanying notes form an integral part of these audited financial statements*

## STATEMENT OF CASH FLOWS

for the year ended 31 December 2020

	Year ended 31 December 2020 USD	Period ended 31 December 2019 USD
<b>Cash flows from operating activities</b>		
Change in net assets attributable to holders of redeemable participating shares	(25,128,948)	39,244,076
Adjustments for:		
- Net foreign exchange (gain)/loss on translation	(762,846)	57,280
- Distributions to shareholders	60,206	61,757
<i>Changes in operating assets and liabilities</i>		
Decrease/(increase) in financial assets at fair value through profit or loss	21,996,763	(62,470,390)
Decrease/increase in accrued income	286,462	(863,997)
Decrease/(increase) in other debtors	21,360	(30,541)
Increase in accrued expenses and other payables	108,076	98,631
	<hr/>	<hr/>
<b>Net cash used in operating activities</b>	<b>(3,418,927)</b>	<b>(23,903,184)</b>
<b>Cash flows from financing activities</b>		
Distributions paid to holders of redeemable participating shares	(60,206)	(61,757)
Proceeds from redeemable participating shares issued	92,525,173	81,833,599
Payments on redemption of redeemable participating shares	(97,585,778)	(55,924,683)
	<hr/>	<hr/>
<b>Net cash (used in)/provided by financing activities</b>	<b>(5,120,811)</b>	<b>25,847,159</b>
	<hr/>	<hr/>
<b>Net (decrease)/increase in cash and cash equivalents</b>	<b>(8,539,738)</b>	<b>1,943,975</b>
Cash and cash equivalents at the start of the year/period	22,918,893	21,032,198
Exchange gain/(loss) on cash and cash equivalents	762,846	(57,280)
	<hr/>	<hr/>
<b>Cash and cash equivalents at the end of the year/period</b>	<b>15,142,001</b>	<b>22,918,893</b>
	<hr/> <hr/>	<hr/> <hr/>

The accompanying notes form an integral part of these audited financial statements.

**SCHEDULE OF INVESTMENTS**

as at 31 December 2020

Nominal	Security	Classification	Fair Value USD	% of Net Assets
<b>Financial assets at fair value through profit or loss</b>				
<b>Equities - 96.07% (31 December 2019: 94.14%)</b>				
<b>Australia – 2.40% (31 December 2019: 1.68%)</b>				
431,068	Ingenia Communities Group		1,636,557	0.41%
107,130	Nextdc Ltd		1,011,016	0.26%
1,252,648	Arena Reit		2,783,825	0.70%
584,561	Scentre Group		1,253,993	0.32%
384,220	Dexus		2,786,944	0.71%
<b>Total Australia (31 December 2019: USD 7,144,300)</b>			<b>9,472,335</b>	<b>2.40%</b>
<b>Belgium – 0.26% (31 December 2019: 0.00%)</b>				
8,551	Aedifica		1,028,471	0.26%
<b>Total Belgium (31 December 2019: USD Nil)</b>			<b>1,028,471</b>	<b>0.26%</b>
<b>Canada - 3.90% (31 December 2019: 4.87%)</b>				
219,311	Interrent Real Estate Inc		2,356,646	0.60%
150,679	Summit Industrial Income		1,614,418	0.40%
467,841	Storagevault Canada Inc		1,483,577	0.38%
238,226	First Capital Real Estate		2,533,722	0.64%
70,720	Can Apartment Prop Real		2,774,955	0.70%
157,063	Allied Properties Real Estate		4,663,809	1.18%
<b>Total Canada (31 December 2019: USD 20,721,513)</b>			<b>15,427,127</b>	<b>3.90%</b>
<b>France – 0.00% (31 December 2019: 2.85%)</b>				
<b>Germany – 6.61% (31 December 2019: 3.81%)</b>				
194,091	Vonovia SE		14,191,807	3.60%
90,457	Deutsche Wohnen SE		4,835,551	1.22%
45,575	Leg Immobilien AG		7,085,284	1.79%
<b>Total Germany (31 December 2019: USD 16,211,329)</b>			<b>26,112,642</b>	<b>6.61%</b>
<b>Great Britain – 6.61% (31 December 2019: 5.56%)</b>				
3,496,066	Assura Plc		3,670,232	0.93%
111,425	Derwent London Plc		4,715,592	1.19%
336,897	Big Yellow Group Plc		5,051,919	1.28%
181,877	Unite Group Plc		2,598,045	0.66%
635,155	Segro Plc		8,227,301	2.08%
929,155	Capital & Counties Properties Plc		1,841,657	0.47%
<b>Total Great Britain (31 December 2019: USD 23,686,610)</b>			<b>26,104,746</b>	<b>6.61%</b>
<b>Hong Kong – 2.40% (31 December 2019: 2.99%)</b>				
632,000	Hysan Development Co		2,318,900	0.59%
25,000	Sun Hung Kai Properties		322,420	0.08%
750,057	Link Reit		6,829,385	1.73%
<b>Total Hong Kong (31 December 2019: USD 12,714,906)</b>			<b>9,470,705</b>	<b>2.40%</b>

**SCHEDULE OF INVESTMENTS (CONTINUED)**

as at 31 December 2020

Nominal	Security	Classification	Fair Value USD	% of Net Assets
<b>Financial assets at fair value through profit or loss</b>				
<b>Equities - 96.07% (31 December 2019: 94.14%)</b>				
<b>Ireland – 1.31% (31 December 2019: 0.74%)</b>				
1,346,761	Irish Residential Properties Reit		2,465,153	0.62%
1,506,737	Irish Residential Properties Reit		2,719,263	0.69%
<b>Total Ireland (31 December 2019: USD 3,146,937)</b>			<b>5,184,416</b>	<b>1.31%</b>
<b>Japan – 7.37% (31 December 2019: 6.67%)</b>				
880	Nippon Prologis Reit Inc		2,744,540	0.69%
192,600	Mitsubishi Estate Co Ltd		3,091,077	0.78%
138,101	Mitsui Fudosan Co Ltd		2,887,220	0.73%
1,909	Tokyu Reit Inc		3,024,964	0.77%
605	Kenedix Office Investment		4,101,894	1.04%
3,580	Japan Hotel Reit Inv Co		1,837,765	0.47%
851	Nippon Accommodations Fund		4,780,667	1.21%
4,218	Glp J-Reit		6,642,906	1.68%
<b>Total Japan (31 December 2019: USD 28,405,741)</b>			<b>29,111,033</b>	<b>7.37%</b>
<b>Netherlands – 0.00% (31 December 2019: 0.70%)</b>				
<b>Luxembourg – 1.31% (31 December 2019: 1.12%)</b>				
119,253	Shurgard Self Storage Sa		5,179,876	1.31%
<b>Total Luxembourg (31 December 2019: USD 4,777,645)</b>			<b>5,179,876</b>	<b>1.31%</b>
<b>Sweden – 2.06% (31 December 2019: 1.45%)</b>				
287,180	Fabege AB		4,523,167	1.14%
76,955	Catena AB		3,607,610	0.92%
<b>Total Sweden (31 December 2019: USD 6,173,727)</b>			<b>8,130,777</b>	<b>2.06%</b>
<b>Spain – 0.00% (31 December 2019: 0.30%)</b>				
<b>United States - 61.84% (31 December 2019: 61.40%)</b>				
62,531	Rexford Industrial Realty Inc		3,070,897	0.78%
270,220	American Homes 4 Rent		8,106,600	2.05%
169,960	Store Capital Corp		5,775,241	1.46%
191,563	Healthcare Trust of America Inc		5,275,645	1.34%
19,868	Equinix Inc		14,189,328	3.59%
115,371	Welltower Inc		7,455,274	1.89%
150,747	MGM Growth Properties LLC		4,718,381	1.19%
21,042	SBA Communications Corp		5,936,579	1.50%
682,727	Invitation Homes Inc		20,276,992	5.13%
132,353	Americold Realty Trust		4,940,737	1.25%
44,165	Cousins Properties Inc		1,479,528	0.37%
317,483	Healthpeak Properties Inc		9,597,511	2.43%
45,624	Extra Space Storage Inc		5,285,997	1.34%
53,539	American Campus Communities Inc		2,289,863	0.58%
76,938	Alexandria Real Estate Equities Inc		13,711,890	3.47%

**SCHEDULE OF INVESTMENTS (CONTINUED)**

as at 31 December 2020

Nominal	Security	Classification	Fair Value USD	% of Net Assets
<b>Financial assets at fair value through profit or loss (continued)</b>				
<b>Equities - 96.07% (31 December 2019: 94.14%)</b>				
<b>United States - 61.84% (31 December 2019: 61.40%)</b>				
60,179	Avalonbay Communities Inc		9,654,517	2.44%
57,472	Camden Property Trust		5,742,602	1.45%
240,545	Duke Realty Corp		9,614,584	2.43%
12,946	Essex Property Trust Inc		3,073,639	0.78%
72,774	Equity Residential		4,314,043	1.09%
33,142	Federal Realty Investment Trust		2,821,047	0.71%
99,578	Healthcare Realty Trust Inc		2,947,509	0.75%
33,256	Highwoods Properties Inc		1,317,935	0.33%
36,948	Kilroy Realty Corp		2,120,815	0.54%
58,597	Mid-America Apartment Communities		7,423,654	1.88%
53,494	Realty Income Corp		3,325,722	0.84%
39,653	Regency Centers Corp		1,807,780	0.46%
30,353	Corporate Office Properties Trust		791,606	0.20%
32,401	Simon Property Group Inc		2,763,157	0.70%
91,678	Sun Communities Inc		13,930,472	3.53%
102,968	Ventas Inc		5,049,551	1.28%
219,267	Equity Lifestyle Properties Inc		13,892,757	3.52%
57,037	National Retail Properties Inc		2,333,954	0.59%
142,314	UDR Inc		5,469,127	1.38%
62,117	Retail Opportunity Investments Corp		831,747	0.21%
10,335	Coresite Realty Corp		1,294,769	0.33%
260,290	Prologis Inc		25,940,501	6.57%
79,718	Cubesmart		2,679,322	0.68%
13,752	American Tower Corp		3,086,773	0.78%
<b>Total United States (31 December 2019: USD 261,458,402)</b>			<b>244,338,046</b>	<b>61.84%</b>
<b>Total Equities (31 December 2019: USD 400,799,963)</b>			<b>379,560,174</b>	<b>96.07%</b>
<b>Total financial assets at fair value through profit or loss</b>				
Cash and cash equivalents			15,142,001	3.83%
Other net assets and liabilities			408,245	0.10%
<b>Net assets attributable to holders of redeemable participating shares</b>			<b>395,110,420</b>	<b>100.00%</b>

**SCHEDULE OF INVESTMENTS (CONTINUED)**

as at 31 December 2020

**Summary**

Classification	Description	Fair Value		% of Total Assets
		USD	Net Assets	
	Transferable securities and money market instruments admitted to official stock exchange listing or traded on regulated market	379,560,174	96.07%	95.52%
A	Transferable securities and money market instruments other than those referred above	-	-	-
B	UCITS and AIFs	-	-	-
C	Financial derivative instruments dealt in on a regulated market	-	-	-
D	Over the counter financial derivative instruments	-	-	-
	Cash and cash equivalents	15,142,001	3.83%	3.81%
	Other net assets and liabilities	408,245	0.10%	0.10%
<b>Net assets attributable to holders of redeemable participating shares</b>		<b>395,110,420</b>	<b>100.00%</b>	

**NOTES TO AND FORMING PART OF THE AUDITED FINANCIAL STATEMENTS***for the year ended 31 December 2020***1 The Company**

MLC Global Multi Strategy UCITS Funds Plc (the "Company") is authorised as a UCITS under the European Communities (Undertakings for Collective Investment in Transferable Securities) Regulations, 2011 (the "UCITS Regulations") and the Central Bank (Supervision and Enforcement) Act 2013 (Section 48(1)) (Undertakings for Collective Investment in Transferable Securities) Regulations 2019 (the "Central Bank UCITS Regulations"). The Company is an umbrella investment company with variable capital and segregated liability between sub-funds.

The Company currently has one sub-fund namely, Catalyst Global Real Estate UCITS Fund (the "Fund"). The Company will obtain the prior approval of the Central Bank of Ireland ("Central Bank") before establishing any additional sub-funds.

These financial statements represent the results of the Company and the Fund. As there is only one sub-fund in issue at the reporting date the results of the Fund are equivalent to the results of the Company and are therefore not disclosed separately.

The primary objective of the Fund is to generate positive income and capital returns over a medium to long term investment horizon. The Fund will invest at least 75% of its Net Asset Value in global listed equities of issuers operating in the Real Estate Sector which are listed on Recognised Markets. The remaining 25% may be invested in cash or global listed bonds of corporate, sovereign or public institutions operating in the Real Estate Sector which are also listed on Recognised Markets and up to 10% of the Fund's Net Asset Value may be invested in open-ended investment funds, including UCITS (provided such open-ended investment funds are prohibited from investing more than 10% of net assets in other open-ended investment funds).

**Prices**

There is a single price for buying, selling and switching shares classes in the Fund. This is represented by the Net Asset Value per share class.

In the case of subscriptions, a preliminary charge of up to 3% may be added to the Net Asset Value per share of certain classes of the Fund, as set out in the offering supplement. The Company may waive in whole or in part the preliminary charge.

**Dealing**

The dealing day is, except where otherwise clarified in the Prospectus or Fund supplement, any day other than Saturday or Sunday on which banks are open for business in Ireland. The valuation point is, except where otherwise clarified in the Prospectus or sub-fund supplement, Midnight (South African time) on each dealing day.

**Shares**

Applications for shares, except where otherwise clarified in the Prospectus or Fund supplement, must be sent so as to arrive at the Registrar and Transfer Agent's office, no later than 4.00pm (Irish time) on the business day preceding the relevant dealing day, or such later time as the Directors may from time to time permit. Applications which are received late, or funds which are not cleared by the relevant time, will be held over and invested at the next dealing day. Requests for repurchases, except where otherwise clarified in the Prospectus or sub-fund supplement, should be sent so as to arrive at the Registrar and Transfer Agent's office by post, facsimile or telex by no later than 4.00pm on the business day preceding the relevant dealing day.

**Minimum Subscription**

The minimum initial subscription amounts for the active classes of the Fund at 31 December 2020 are as follows:

Share Class	Minimum initial investment
Class A USD	USD 7,500
Class B USD	USD 7,500
Class B GBP	GBP 500,000
Class C USD Distributing	USD 500,000
Class D USD	USD 10,000,000
Class E GBP Distributing	GBP 10,000,000
Class F USD	USD 100,000
Class G USD	USD 10,000,000
Class H USD	USD 10,000,000



**NOTES TO AND FORMING PART OF THE AUDITED FINANCIAL STATEMENTS (CONTINUED)**

for the year ended 31 December 2020

**2 Significant accounting policies****(a) Basis of preparation**

The financial statements have been prepared in accordance with Irish Statute comprising the Companies Act 2014 under the historical cost convention as modified by the revaluation of financial assets and financial liabilities held at fair value through profit or loss. The financial statements are prepared in US Dollars and on a going concern basis.

These financial statements have been prepared in accordance with International Financial Reporting Standards (“IFRS”) as adopted by the European Union (“EU”) and interpretations adopted by the International Accounting Standard Board (“IASB”).

The principle accounting policies adopted in the preparation of the financial statements are set out below/overleaf.

All references to net assets throughout this document refer to net assets attributable to holders of redeemable participating shares, unless otherwise stated.

The Statement of Financial Position presents assets and liabilities in decreasing order of liquidity and does not distinguish between current and non-current items.

**(b) Significant accounting judgments and estimates**

The preparation of the Company’s financial statements requires management to make judgements, estimates and assumptions that affect the amounts recognised in the financial statements. However, uncertainty about these assumptions and estimates could result in outcomes that could require a material adjustment to the carrying amount of the asset or liability affected in the future.

**Going Concern**

The Company has assessed the going concern assumption, taking into consideration the COVID-19 pandemic on the performance and future outlook of the Company. As part of the assessment the Directors examined the Company’s liquidity and its ability to raise capital as well as the impact of COVID 19 on the performance of the underlying investments.

Following the assessment the Directors have a reasonable expectation that the Company has adequate resources to continue in operational existence for the foreseeable future. For this reason, they continue to adopt the going concern basis in preparing the financial statements.

**Fair Value of Financial Instruments**

When the fair value of financial assets and financial liabilities recorded in the Statement of Financial Position cannot be determined based on quoted prices in an active market, they are determined using an appropriate valuation technique. The valuation techniques employed by the Company and the judgements, estimates and assumptions associated with them are disclosed in note 2(d).

**Investment Entity Status**

The Company’s management has determined that the Company has all of the typical characteristics of an investment entity as set out in IFRS 10.

**(c) Income recognition**

Interest income and expense are recognised in the Statement of Comprehensive Income for all financial assets and liabilities on an accruals basis.

Dividends are recognised as income on the dates the securities are first quoted “ex dividend” to the extent that information thereon is reasonably available to the Company. Bank deposit interest and other income are accounted for on an accruals basis. Income which is subject to a deduction of tax at source is shown gross of such withholding tax.

**NOTES TO AND FORMING PART OF THE AUDITED FINANCIAL STATEMENTS (CONTINUED)***for the year ended 31 December 2020***2 Significant accounting policies (continued)****(d) Financial instruments****(i) Classification**

In accordance with IFRS 9, Financial Instruments ("IFRS 9"), the Company classifies all of their financial assets and financial liabilities at initial recognition into the categories of financial assets and financial liabilities discussed below.

In applying that classification, a financial asset or financial liability is considered to be held for trading if:

- (a) It is acquired or incurred principally for the purpose of selling or repurchasing it in the near term; or
- (b) On initial recognition, it is part of a portfolio of identified financial instruments that are managed together and for which, there is evidence of a recent actual pattern of short-term profit-taking; or
- (c) It is a derivative (except for a derivative that is a financial guarantee contract or a designated and effective hedging instrument)

Financial assets

The Company classifies the financial assets as subsequently measured at amortised cost or measured at fair value through profit or loss on the basis of both:

- The entity's business model for managing the financial asset;
- The contractual cash flow characteristics of the financial asset.

*Financial assets measured at amortised cost*

A financial asset is measured at amortised cost if it is held within a business model whose objective is to hold financial assets in order to collect contractual cash flows and its contractual terms give rise on specified dates to cash flows that are solely payments of principal and interest on the principal amount outstanding. The Company includes in this category cash and cash equivalents and short-term non-financing receivables including accrued income and other receivables.

*Financial assets measured at fair value through profit or loss*

A financial asset is measured at fair value through profit or loss if:

- (a) Its contractual terms do not give rise to cash flows on specified dates that are solely payments of principal and interest (SPPI) on the principal amount outstanding; or
- (b) It is not held within a business model whose objective is either to collect contractual cash flows, or to both collect contractual cash flows and sell; or
- (c) At initial recognition, it is irrevocably designated as measured at fair value through profit or loss when doing so eliminates or significantly reduces a measurement or recognition inconsistency that would otherwise arise from measuring assets or liabilities or recognising the gains and losses on them on different bases.

The investment portfolio is managed and performance is evaluated on a fair value basis. The Company is primarily focused on fair value information and uses that information to assess the asset's performance and to make decisions. The Company has not taken the option to irrevocably designate any equity securities as fair value through other comprehensive income. The contractual cash flows of the debt securities are solely principal and interest, however, these securities are neither held for the purpose of collecting contractual cash flows nor held both for collecting contractual cash flows and for sale. The collection of contractual cash flows is only incidental to achieving the Fund's business model objective. Consequently, all investments are measured at fair value through profit or loss.

Financial liabilities*Financial liabilities measured at fair value through profit or loss*

A financial liability is measured at fair value through profit or loss if it meets the definition of held for trading.

Derivative contracts that have a negative fair value are presented as liabilities at fair value through profit or loss.

*Financial liabilities measured at amortised cost*

This category includes all financial liabilities, other than those measured at fair value through profit or loss. The Company includes in this category short-term payables.

The Company's policies require the Manager and the Board of Directors to evaluate the information about these financial assets and liabilities on a fair value basis together with other related financial information.

**NOTES TO AND FORMING PART OF THE AUDITED FINANCIAL STATEMENTS (CONTINUED)***for the year ended 31 December 2020***2 Significant accounting policies (continued)****(d) Financial instruments (continued)****(ii) Recognition**

The Company recognises financial assets and financial liabilities on the date it becomes a party to the contractual provisions of the instrument.

Regular way purchases of financial assets is recognised using trade date accounting. From this date any gains or losses arising from changes in fair value of the financial assets or liabilities are recorded in the Statement of Comprehensive Income.

**(iii) Measurement and fair value measurement principles****Initial measurement**

Financial assets and financial liabilities at fair value through profit or loss are recorded in the Statement of Financial Position at fair value. All transaction costs for such instruments are recognised directly in “*net gains/losses on financial assets and liabilities measured at fair value through profit or loss*” in the Statement of Comprehensive Income.

Financial assets and liabilities (other than those classified as at fair value through profit or loss) are measured initially at their fair value plus any directly attributable incremental costs of acquisition or issue.

**Subsequent measurement**

Subsequent to initial recognition, all financial assets and liabilities at fair value through profit or loss are re-measured at fair value. Subsequent changes in the fair value of those financial instruments are recorded in net gains/(losses) on financial assets and liabilities measured at fair value through profit or loss in the Statement of Comprehensive Income.

Interest and dividends earned or paid on these instruments are recorded separately in interest revenue or expense and dividend revenue or expense in the Statement of Comprehensive Income.

Financial assets, other than those classified as at fair value through profit or loss, are measured at amortised cost using the effective interest method less any allowance for impairment. Gains and losses are recognised in profit or loss when the debt instruments are derecognised or impaired, as well as through the amortisation process.

Financial liabilities, other than those classified as at fair value through profit or loss, are measured at amortised cost using the effective interest method. Gains and losses are recognised in profit or loss when the liabilities are derecognised, as well as through the amortisation process.

**Fair value measurement principles**

In accordance with IFRS 13, *Fair Value Measurement* (“IFRS 13”), the fair value of financial assets and liabilities traded in active markets (such as publicly traded derivatives, trading securities and exchange-traded funds) are based on the last reported sales price at the close of trading on the reporting date, if the last reported sales price falls within the bid-ask spread. However, if the last reported sales price falls outside the bid-ask spread, Management will determine the point within the bid-ask spread that is most representative of fair value.

Assets not listed, or traded on any stock exchange or over-the-counter market, are valued at their fair value as determined with care and in good faith by the Administrator in consultation with the relevant Investment Manager and approved by the Directors (the Administrator having to be approved by the Depositary as a competent person for such purpose).

**(iv) Derecognition**

A financial asset (or, where applicable, a part of a financial asset or a part of a group of similar financial assets) is derecognised where the rights to receive cash flows from the asset have expired, or the Company has transferred its rights to receive cash flows from the asset, or has assumed an obligation to pay the received cash flows in full without material delay to a third party under a pass-through arrangement and the Company has:

- (a) Transferred substantially all of the risks and rewards of the asset; or
- (b) Neither transferred nor retained substantially all the risks and rewards of the asset, but has transferred control of the asset

**NOTES TO AND FORMING PART OF THE AUDITED FINANCIAL STATEMENTS (CONTINUED)***for the year ended 31 December 2020***2 Significant accounting policies** *(continued)***(d) Financial instruments** *(continued)***(iv) Derecognition** *(continued)*

When the Company has transferred its right to receive cash flows from an asset (or has entered into a pass-through arrangement), and has neither transferred nor retained substantially all of the risks and rewards of the asset nor transferred control of the asset, the asset is recognised to the extent of the Company's continuing involvement in the asset. In that case, the Company also recognises an associated liability. The transferred asset and the associated liability are measured on a basis that reflects the rights and obligations that the Company has retained.

The Company derecognises a financial liability when the obligation under the liability is discharged, cancelled or expired.

**(v) Offsetting financial instruments**

Financial assets and liabilities are offset and the net amounts reported in the Statement of Financial Position, when a current legally enforceable right to offset the recognised amounts exists and there is intent to settle on a net basis or to settle the asset and the liability simultaneously.

**(vi) Impairment**

Financial assets that are measured at amortised cost are reviewed at each reporting date. The Company applies the general approach in accordance with IFRS 9.

The Company measures the loss allowance at an amount equal to the lifetime expected credit losses ("ECLs") if the credit risk has increased significantly since initial recognition. If, at the reporting date, the credit risk has not increased significantly since initial recognition, the Company shall measure the loss allowance at an amount equal to 12-month ECLs.

The Company's approach to ECLs reflects a probability-weighted outcome, the time value of money and reasonable and supportable information that is available without undue cost or effort at the reporting date about past events, current conditions and forecasts of future economic conditions. Significant financial difficulties of the counterparty, probability that the counterparty will enter bankruptcy or financial reorganisation, and default in payments are all considered indicators that a loss allowance may be required.

If the credit risk increases to the point that it is considered to be credit impaired, interest income will be calculated based on the gross carrying amount adjusted for the loss allowance. A significant increase in credit risk is defined by management as any contractual payment which is more than 45 days past due or if the credit rating of the counterparty deteriorates to below investment grade. Any contractual payment which is more than 90 days past due is considered credit impaired.

**(e) Foreign currency translation*****Functional and presentation currency***

Items included in the financial statements are measured using the currency of the primary economic environment in which the Company operates ('the functional currency'). The currency of the Company's return, the capital of the Company, how performance is evaluated and how liquidity is managed are all factors in determining the primary economic environment in which the Company operates and its functional currency.

The Company has adopted USD as its functional and presentation currency.

***Transactions and balances***

Foreign currency transactions are translated into functional currency using the exchange rates prevailing at the dates of the transactions. Foreign exchange gains and losses resulting from the settlement of such transactions and from the translation at year-end exchange rates of monetary assets and liabilities denominated in foreign currencies are recognised in the Statement of Comprehensive Income.

Proceeds from subscriptions and amounts paid on redemption of redeemable participating shares are translated at the exchange rate prevailing at the dates of the transactions. Translation differences on non-monetary items, such as equities held at fair value through profit and loss, are reported as part of the fair value gain or loss.

**NOTES TO AND FORMING PART OF THE AUDITED FINANCIAL STATEMENTS (CONTINUED)***for the year ended 31 December 2020***2 Significant accounting policies (continued)****(f) Cash and cash equivalents**

Cash and cash equivalents include cash in hand, deposits held at call with banks and other short-term highly liquid investments with original maturities of three months or less.

**(g) Distribution policy**

Dividends may be declared out of the accumulated net revenue (consisting of all revenue accrued including interest and dividends) and net realised and unrealised capital gains, and are accounted for when declared. Surplus net income for the period ended 30 June 2020 and 31 December 2020 was distributed during the year ended 31 December 2020.

The distributions on the redeemable participating shares is recognised in the Statement of Comprehensive Income as finance costs when they are ratified at the Annual General Meeting.

In September 2019 the dividend distribution date for distributing share classes was changed to the last Business Day in December and June of each year.

**(h) Net gain or loss on financial assets and liabilities at fair value through profit or loss**

This item includes changes in the fair value of financial assets and liabilities and excludes interest and dividend income and expense. Unrealised gains and losses comprise changes in the fair value of financial instruments for the period and from reversal of prior period's unrealised gains and losses for financial instruments which were realised in the reporting period. Realised gains and losses on disposals of financial instruments classified as 'at fair value through profit or loss' are calculated using the Weighted Average Cost ("WAC") method. They represent the difference between an instrument's initial carrying amount and disposal amount.

**(i) Standards, interpretations and amendments to published standards that are not yet effective**

The following new standards, amendments to standards and interpretations have been issued to date and are not yet effective for the year ended 31 December 2020, and have not been applied nor early adopted, where applicable, in preparing these financial statements:

<b>Standard:</b>	<b>Narrative:</b>	<b>Effective Date*:</b>
IFRS 17	Insurance contracts	1 January 2023
IFRS 9, IAS 39, IFRS 7, IFRS 4 and IFRS 16 (amendments)	Interest rate benchmark reform (Phase 2)	1 January 2021
IFRS 16 (amendments)	Leases: COVID-19-Related Rent Concessions	1 June 2021
IFRS 3 (amendments)	Business combinations: Reference to the Conceptual Framework	1 January 2022
IAS 16 (amendments)	Property, Plant and Equipment: Proceeds before Intended Use	1 January 2022
IAS 37 (amendments)	Provisions, contingent liabilities and contingent assets: Onerous Contracts – Cost of Fulfilling a Contract	1 January 2022
Various	Annual Improvements to IFRS Standards 2018-2020	1 January 2022
IAS 1 (amendments)	Presentation of financial statements: Classification of liabilities as current or non-current	1 January 2023

\*Annual periods beginning on or after.

The Board of Directors anticipate that the adoption of new standards, interpretations and amendments that were in issue at the date of authorisation of these financial statements, but not yet effective, will have no material impact on the Company's financial statements in the year of initial application.

## NOTES TO AND FORMING PART OF THE AUDITED FINANCIAL STATEMENTS (CONTINUED)

for the year ended 31 December 2020

### 3 Taxation

The Company qualifies as an investment undertaking as defined in Section 739B of the Taxes Consolidation Act, 1997. It is not chargeable to Irish tax on its income or gains. Tax may arise on the happening of a chargeable event. A chargeable event includes any distribution payments to shareholders or any other encashment, redemption or transfer of shares.

No tax will arise on the Company in respect of chargeable events in respect of:

- a shareholder who is not an Irish resident and not ordinarily resident in Ireland for tax purposes, at the time of the chargeable event, provided the necessary signed statutory declarations are held by the Company; and
- certain exempted Irish resident investors who have provided the Company with the necessary signed statutory declarations.

Following legislative changes in the Finance Act 2006, the holding of shares at the end of a Relevant Period will, in respect of Irish Resident investors, also constitute a chargeable event. To the extent that any tax issues arise on such a chargeable event, such tax will be allowed as a credit against any tax payable on the subsequent encashment, redemption or cancellation of the relevant Shares.

Relevant Period is defined as a period of 8 years beginning with the acquisition of a Share by a shareholder and each subsequent period of 8 years beginning immediately after the preceding relevant period.

Dividend income, interest and capital gains received by the Company may be subject to non-recoverable withholding tax in the countries of origin.

### 4 Share Capital

#### Share Capital

The minimum authorised share capital of the Company is €2.00 represented by two Subscriber Shares of no par value issued at €1.00 each. The Subscriber shares are not included in the Net Asset Value of the Company. The maximum share capital of the Company is 500,000,300,002 Shares of no par value represented by two Subscriber Shares of no par value, 300,000 (three hundred thousand) Capitalisation Shares of no par value and 500,000,000,000 (five hundred billion) Shares of no par value, initially designated as unclassified Shares. The Directors are empowered to issue up to 500,000,300,002 Shares of no par value designated as Shares of any Class on such terms as they think fit and subject to approval by the Central Bank of Ireland.

At 31 December 2020 and 31 December 2019, the Company had in issue the Subscriber Shares and unclassified shares representing the redeemable participating shares of the Fund. There are no Capitalisation Shares in issue nor were there any in issue during the year ended 31 December 2020 or period ended 31 December 2019.

The two Subscriber Shares in issue are held by CIG Fund Management Company Limited. CIG Fund Management Company Limited is a subsidiary of Sanlam which is also the parent of Sanlam Asset Management (Ireland) Ltd.

The Subscriber Shares entitle the holders to attend and vote at general meetings of the Company but do not entitle the holders to participate in the profits or assets of the Company except for a return of capital on a winding-up. The Shares entitle the holders to attend and vote at general meetings of the Company and to participate in the profits and assets of the Company. There are no pre-emption rights attaching to the Shares.

#### Variation of share capital

The Company may from time to time by Ordinary Resolution increase its capital, consolidate its shares or any of them into a smaller number of shares, sub-divide shares or any of them into a larger number of shares or cancel any shares not taken or agreed to be taken by any person. The Company may by Special Resolution from time to time reduce its share capital in any way permitted by Irish law and subject to approval by the Central Bank of Ireland.

#### Redeemable Participating Shares

Each Fund may issue one or more classes of shares and each class of shares in a Fund may have different charging structures and different minimum initial investment amounts, minimum additional investment amounts and minimum shareholding requirements. Each class of shares has a distinct management fee structure as outlined in note 10.

## NOTES TO AND FORMING PART OF THE AUDITED FINANCIAL STATEMENTS (CONTINUED)

for the year ended 31 December 2020

### 4 Share Capital (continued)

#### Redeemable Participating Shares (continued)

The redeemable participating shares are redeemable at the shareholders option and are classified as financial liabilities. They carry voting rights. The participating share can be put back to the Company at any time for cash equal to a proportionate share of the Fund's Net Asset Value. The redeemable participating share is carried at the redemption amount that is payable at the reporting date if the shareholder exercises the right to put the share back to the Company.

The movement of the redeemable participating shares of the Fund during the year ended 31 December 2020 and period ended 31 December 2019 is disclosed in the table below.

Catalyst Global Real Estate UCITS Fund	Opening shares issued	Shares issued during the period/year	Shares redeemed during the period/year	Closing shares issued
<b>Year ended 31 December 2020</b>				
Class A USD	13,592,923	672,507	(2,730,891)	11,534,539
Class B USD	23,652,007	2,240,080	(6,614,333)	19,277,754
Class B GBP	2,052,403	762,705	-	2,815,108
Class C USD Distributing	1,353,387	-	(552)	1,352,835
Class D USD	86,749,572	12,900,526	(18,299,967)	81,350,131
Class E GBP Distributing	3,037,997	55,573	(556,033)	2,537,537
Class F USD	59,579,185	6,966,333	(10,674,594)	55,870,924
Class G USD	7,637,832	617,667	(2,220,284)	6,035,215
Class H USD	36,958,092	52,452,082	(31,393,189)	58,016,985
<b>Period ended 31 December 2019</b>				
Class A USD	29,462,166	1,807,880	(17,677,123)	13,592,923
Class B USD	9,195,138	16,469,588	(2,012,719)	23,652,007
Class B GBP	-	2,052,403	-	2,052,403
Class C USD Distributing	2,353,870	1,122	(1,001,605)	1,353,387
Class D USD	92,204,803	9,040,981	(14,496,212)	86,749,572
Class E GBP Distributing	2,842,764	1,124,701	(929,468)	3,037,997
Class F USD	57,692,834	5,962,391	(4,076,040)	59,579,185
Class G USD	8,002,198	1,346,437	(1,710,803)	7,637,832
Class H USD	-	39,570,791	(2,612,699)	36,958,092

### 5 Distributions

The total aggregate distributions per share class during the year ended 31 December 2020 and period ended 31 December 2019 were as follows:

	Year ended 31 December 2020		Period ended 31 December 2019	
	Distribution per share	Total amount	Distribution per share	Total amount
Class C USD Distributing – June/December declared dividend	\$0.00958	\$12,993	\$0.01498	\$20,267
Class E GBP Distributing – June/December declared dividend	£0.01732	£37,017	£0.01059	£34,068

**NOTES TO AND FORMING PART OF THE AUDITED FINANCIAL STATEMENTS (CONTINUED)**  
for the year ended 31 December 2020

**6 Fair value of financial instruments**

The following table shows financial instruments recognised at fair value. The fair value hierarchy shall have the following levels:

- Quoted prices in active markets for identical assets or liabilities (Level 1);
- Inputs other than quoted prices included in Level 1 that are observable for the asset or liability, either directly (as prices) or indirectly (derived from prices) (Level 2); and
- Inputs for the asset or liability that are not based on observable market data (unobservable inputs) (Level 3).

The inputs or methodology used for valuing securities are not necessarily an indication of the risks associated with investing in those securities.

**Financial assets measured at fair value at 31 December 2020 and 31 December 2019**

The following tables analyse within the fair value hierarchy the Company's financial assets measured at fair value through profit or loss at 31 December 2020 and 31 December 2019:

Catalyst Global Real Estate UCITS Fund	Level 1 USD	Level2 USD	Level 3 USD	Total USD
<b>31 December 2020</b>				
Equity	379,560,174	-	-	379,560,174
<b>Total financial assets measured at fair value through profit or loss</b>	<b>379,560,174</b>	<b>-</b>	<b>-</b>	<b>379,560,174</b>
<b>31 December 2019</b>				
Equity	400,799,963	-	-	400,799,963
<b>Total financial assets measured at fair value through profit or loss</b>	<b>400,799,963</b>	<b>-</b>	<b>-</b>	<b>400,799,963</b>

Investments, whose values are based on quoted market prices in active markets, and therefore classified within level 1, include listed equities. The Fund does not adjust the quoted price for these instruments nor does it apply a discount to securities where the volume traded in the market is low to the Fund's holding.

Financial instruments that trade in markets that are not considered to be active but are valued based on quoted market prices, dealer quotations or alternative pricing sources supported by observable inputs are classified within level 2. As level 2 investments include positions that are not traded in active markets and/or are subject to transfer restrictions, valuations may be adjusted to reflect illiquidity and/or non-transferability, which are generally based on available market information.

Investments classified within level 3 have significant unobservable inputs, as they trade infrequently.

There were no transfers between levels during the year ended 31 December 2020 or period ended 31 December 2019.

**7 Financial assets and liabilities not measured at fair value**

For all non-financial assets and liabilities at fair value through profit and loss, their carrying values are a reasonable approximation of fair value.



**NOTES TO AND FORMING PART OF THE AUDITED FINANCIAL STATEMENTS (CONTINUED)**  
*for the year ended 31 December 2020*

**8 Offsetting of financial assets and liabilities**

IFRS 7 requires an entity to disclose information to enable users of its financial statements to evaluate the effect or potential effect of netting arrangements on the entity's financial position.

As at 31 December 2020 and 31 December 2019 no financial instruments were held by the Company which were subject to potential offsetting through master netting arrangements.

**9 Exchange rates**

The following year ended USD exchange rates have been used in this report:

1 USD =	31 December 2020	31 December 2019
AUD	1.2959	1.4226
CAD	1.2740	1.2968
EUR	0.8173	0.8909
GBP	0.7316	0.7549
HKD	7.7539	7.7918
JPY	103.2450	108.6750
SEK	8.2126	9.3611
SGD	n/a	1.3447
ZAR	n/a	13.9835

**10 Related party transactions and significant agreements**

All related party transactions have been entered into and conducted under normal market conditions.

**Directors' remuneration**

The Directors holding office as at 31 December 2020 are listed on page 1. Certain Directors are entitled to a fee as remuneration for their services to the Company at a rate to be determined from time to time by the Directors. The aggregate amount of Directors' remuneration in any one financial year shall not exceed €50,000 unless otherwise notified to Shareholders in advance. The Directors may also be paid all travelling, hotel and other expenses properly incurred by them in attending and returning from meetings of the Directors or any other meetings in connection with the business of the Company.

Directors fees charged to the Company during the period are disclosed in the Statement of Comprehensive Income.

**Directors' interests**

The Directors who held office on 31 December 2020 had no interest in the shares of the Company or the Fund at that date or at any time during the period then ended. None of the Directors have a service contract with the Company.

Thomas Murray is a Director of Sanlam Asset Management (Ireland) Ltd. ("SAMI"). Richard Aslett is the Chief Executive Officer of SAMI.

**NOTES TO AND FORMING PART OF THE AUDITED FINANCIAL STATEMENTS (CONTINUED)**  
for the year ended 31 December 2020

**10 Related party transactions and significant agreements (continued)**

**Significant Agreements**

**Manager**

Sanlam Asset Management (Ireland) Limited was appointed as Manager and Company Secretary of the Company on 27 September 2019 following the resignation of the former manager of the Company, CIG Fund Management Company Limited, on the same date.

The Manager is entitled to receive a management fee (a percentage of the net assets per annum) from the Fund as follows:

Share Class	Rate of Management fees
Class A USD	1.50%
Class B USD	1.00%
Class B GBP	1.00%
Class C USD Distributing	1.00%
Class D USD	0.70%
Class E GBP Distributing	0.70%
Class F USD	1.20%
Class G USD	0.00%
Class H USD	0.60%

There was no change in the terms of the management fee resulting from the change in Manager during the period ended 31 December 2019.

Management fees charged to the Company during the period and outstanding at the period end date are disclosed in the Statement of Comprehensive Income and Statement of Financial Position, respectively.

**Investment Manager**

The Investment Manager is appointed by the Manager and the fees of the Investment Manager are directly paid by the Manager and not reimbursed from the assets of the Fund.

**Administrator, Registrar and Transfer Agent**

In its role as the administrator, Brown Brothers Harriman Fund Administration Services (Ireland) Limited (the Administrator) is entitled to receive out of the assets of the Fund an annual fee not exceeding 0.15% of the net assets of the Fund. In addition, the Administrator is entitled to receive its reasonable costs and expenses incurred in the performance of its duties as Administrator of the Company. These fees shall accrue and be calculated on each dealing day and shall be payable monthly in arrears.

An annual transfer agency fee is also payable to the Administrator from the assets of the Fund which will not exceed US\$2,500 plus US\$1,000 for each additional share class greater than four. These fees shall accrue and be calculated on each dealing day and shall be payable monthly in arrears. The Administrator is also entitled to be reimbursed out of the assets of the Fund all agreed transaction charges (which will be charged at normal commercial rates).

Prior to the termination of the administration agreement with Northern Trust International Fund Administration Services (Ireland) Limited ("Northern Trust") in the prior year the Fund paid an administration fee monthly in arrears from the assets of the Fund to the Manager (out of which the Manager discharged the fees that Northern Trust charged for its fund accounting and administration services) at an annual rate not exceeding 0.15% of the Net Asset Value of the Fund calculated and accrued at the valuation point on each dealing day, subject to a minimum annual administration fee (which excludes the transfer agency fees and fees for financial statements set out below) in respect of the Fund of US\$78,000 together with value added tax, if any, applicable to such fees.

Separate to the administration fee, the Manager also passed on to the Fund certain other fees charged by Northern Trust and which are payable out of the assets of the Fund in accordance with the Prospectus. These included the transfer agency fees of Northern Trust, which were payable at normal commercial rates and an annual fee of US\$5,000 for the preparation of interim and annual financial statements. Any additional fees or expenses of Northern Trust which the Prospectus provided were payable out of the assets of the Fund and were pre-agreed by Northern Trust with the Manager at normal commercial rates.

The administration fees charged to the Company during the year is presented in the Statement of Comprehensive Income.

**NOTES TO AND FORMING PART OF THE AUDITED FINANCIAL STATEMENTS (CONTINUED)**  
*for the year ended 31 December 2020***10 Related party transactions and significant agreements** *(continued)***Significant Agreements** *(continued)***Depository**

Brown Brothers Harriman Trustee Services (Ireland) Limited (the "Depository") was appointed as depository to the Company on 27 September 2019. The Depository is not a related party to the Company. The Depository is entitled to receive from the Company, out of the assets of the Fund, an annual fee which will not exceed 0.02% of the net assets of the Fund (plus VAT, if any) together with reasonable costs and expenses incurred by the Depository in the performance of its duties as Depository of the Fund. These fees accrue and are calculated on each dealing day and are payable monthly in arrears. The Depository is also be entitled to be reimbursed out of the assets of the Fund all agreed transaction charges (which will be charged at normal commercial rates).

Prior to the termination of the previous agreement in 2019 the Fund paid Northern Trust Fiduciary Services (Ireland) Limited, as depository to the Company, a monthly custody fee payable in arrears from the assets of the Fund calculated on the Net Asset Value of the Fund at the following annual rates, subject to a minimum monthly fee of USD 2,000 and an annual custody fee of USD20,000 in respect of the Fund:

- First USD200 million of the Net Asset Value of the Fund 0.0175%.
- Next USD200 million of the Net Asset Value of the Fund 0.0150%.
- Over USD400 million of Net Asset Value of the Fund 0.0125%.

This depository fee together with applicable value added tax, if any, was calculated and accrued at the valuation point on each applicable dealing day. Any additional fees of Northern Trust Fiduciary Services (Ireland) Limited for ancillary services were pre-agreed with the Manager and the Company and were at normal commercial rates, payable from the assets of the Fund. The fees of any sub-custodians were be paid by Northern Trust Fiduciary Services (Ireland) Limited at normal commercial rates and reimbursed by the Company from the assets of the Fund, subject to a minimum annual global depository fee of USD20,000.

The depository fees charged to the Company during the year are presented in the Statement of Comprehensive Income.

**NOTES TO AND FORMING PART OF THE AUDITED FINANCIAL STATEMENTS (CONTINUED)**  
*for the year ended 31 December 2020***11 Efficient portfolio management**

The Company on behalf of a Fund may employ techniques and instruments relating to transferable securities, money market instruments and/or other financial instruments in which it invests for efficient portfolio management purposes. Use of such techniques and instruments should be in line with the best interests of Shareholders and will generally be made for one or more of the following reasons:

- (a) the reduction of risk;
- (b) the reduction of cost; or
- (c) the generation of additional capital or income for the relevant Fund with an appropriate level of risk, taking into account the risk profile of the Fund and the risk diversification rules set out in the Central Bank Rules.

The Fund may engage in transactions in Financial Derivative Instruments ("FDIs") for the purposes of efficient portfolio management. FDIs may also be used by a Fund to meet its investment objective, for risk reduction and implementation of investment policies.

The Manager will look to ensure that the techniques and instruments used are economically appropriate in that they will be realised in a cost-effective way.

The Fund may enter into forward foreign currency contracts for efficient portfolio management purposes. Forward foreign currency exchange contracts are used to hedge against anticipated future changes in exchange rates which otherwise might either adversely affect the value of the Fund's portfolio securities or adversely affect the price of securities which the Fund intends to purchase at a later date.

The Fund may also enter into futures contracts for efficient portfolio management purposes. The primary purpose for which the Fund might use futures contracts are cash equalisation, hedging and return enhancement. The purpose of cash equalisation is to expose uninvested cash within the Fund to equity market-like returns and ensure that the Fund's liquid assets are utilised as though invested in the markets.

Interest rate swaps are used for hedging against adverse movements in interest rates.

Options offer the ability, when used as a hedging tool to be utilised in efficient portfolio management, to provide offsetting insurance of asset value in an uncertain or highly volatile market environment. The Fund, where permitted, may use options to hedge or achieve exposure to a particular currency, underlying security or equity index.

By purchasing certain instruments, the Fund may more effectively achieve the desired portfolio characteristics that assists the Fund in meeting the investment objectives.

As at 31 December 2020 and 31 December 2019 the Fund did not hold any FDIs.

During the year the Fund did not enter into any securities lending, repurchase/reverse repurchase agreement, total return swap or any other transaction in scope of Regulation (EU) 2015/2365 of the European Parliament and of the Council of 25 November 2015 on transparency of securities financing transactions and of reuse and amending Regulation (EU) No 648/2012 (the "SFTR") for efficient portfolio management or any other purpose.

**12 Soft commissions**

The Fund has not been affected by any soft commission arrangements during the year ended 31 December 2020 and the period ended 31 December 2019.

**13 Contingent liabilities**

The Directors are not aware of any such existing or contingent liability at 31 December 2020 or 31 December 2019.

## NOTES TO AND FORMING PART OF THE AUDITED FINANCIAL STATEMENTS (CONTINUED)

for the year ended 31 December 2020

### 14 Financial instruments and associated risks

The Fund maintains positions in a variety of non-derivative financial investments as determined by its investment management strategy. The Fund's investment portfolio is comprised primarily of quoted equities.

The Fund's investing activities expose it to various types of risks that are associated with the financial investments and markets in which it invests. The significant types of financial risks to which the Fund is exposed include market risk, liquidity risk and counterparty credit risk.

Asset allocation is determined by the Investment Manager to achieve the investment objectives. Divergence from target asset allocations and the composition of the portfolio is monitored by the Investment Manager.

The Investment Manager was appointed to the Fund and was provided with an Investment Management Agreement which includes a detailed set of guidelines on the parameters within which the Fund must be managed. These guidelines include items such as maximum exposure to a single issuer and the relevant UCITS rules with which all UCITS Funds are required to comply. The Investment Manager is required to report to SAMI on a monthly basis that they have managed the portfolio in accordance with the Investment Management Agreement and guidelines and that no breaches occurred.

If during the course of the month the Investment Manager does detect a breach they must notify SAMI immediately with the details of the breach, its cause, the impact on the Fund and their proposed action to resolve the breach.

SAMI will engage with the Investment Manager to determine what action should be taken (this can include putting the Fund back to the position it would have been in if the breach had not taken place). The Depositary will also be consulted to ensure they are in agreement with the proposed remedy.

The Investment Manager also has its own risk management policies and procedures in place which SAMI reviews at the time of assessing the Investment Manager and in regular periodic assessments of the Investment Manager. Varieties of methods are used to monitor market risk and are described below.

Investment reports, detailing the performance of the Fund are considered by the Board of Directors on a quarterly basis.

The nature and extent of the financial investments outstanding at the reporting date and the risk management policies employed by the Fund are detailed in the following pages.

#### (i) Market Risk

The potential for changes in the fair value or cash flows of the Fund's investment portfolio is referred to as market risk. Categories of market risk include currency risk, interest rate risk and other price risk.

The Company's market risk strategy is driven by the Fund's investment objective. The Board has instructed the Investment Manager to manage each of the risks in accordance with policies and procedures in place.

#### (a) Currency Risk

Currency risk is the risk that the value of a financial instrument will fluctuate due to changes in foreign exchange rates.

The Fund invests in financial instruments and enter into transactions denominated in currencies other than the functional currency. Consequently, the Fund may be exposed to risks that the exchange rate of its functional currency relative to other foreign currencies may change in a manner that has an adverse effect on the value of that portion of the Fund's assets or liabilities denominated in currencies other than the functional currency.

When considering the asset allocation of the Fund, the Investment Manager will consider the likely movement of foreign exchange rates in investment decisions. Where the Investment Manager has an approved risk management process filed with SAMI and approved by the Central Bank, they may use financial derivative instruments, such as forward currency contracts.

The Investment Manager must report on a monthly basis to SAMI that the Fund is managed in accordance with the Investment Management Agreement, guidelines and risk management process, as applicable.

The Fund may also enter into forward currency contracts to mitigate the exchange rate risk between the base currency of the Fund and the currency in which shares in a class of that Fund are designated where that designated currency is different to the base currency of the Fund.

**NOTES TO AND FORMING PART OF THE AUDITED FINANCIAL STATEMENTS (CONTINUED)**  
for the year ended 31 December 2020

**14 Financial instruments and associated risks (continued)**

(i) Market Risk (continued)

(a) Currency Risk (continued)

To the extent that hedging is successful, the performance of the hedged class is likely to move in line with the performance of the underlying assets and investors in the hedged class will not benefit if the class currency falls against the base currency and/or the currency in which the assets of the Fund are denominated. Whilst gains and losses arising from such transactions are reflected at Fund level in the Statement of Comprehensive Income, the specific costs and gains/(losses) of the share class hedging transactions accrue solely to the relevant class and may not be combined or offset against the exposures of other share classes or specific assets. There was no hedging of foreign currency risk during the year ended 31 December 2020 or period ended 31 December 2019.

The following tables set out the Fund's exposure to foreign currency risk and sensitivity analysis.

Currency risks may result from exposures to changes in spot prices and volatilities of currency rates. The percentage movement as defined at the bottom of the tables has been applied to these figures to show their sensitivity to movements in foreign currency rates.

	Exposure USD	% movement*	Effect of movement against Net Assets and Profit* USD	Concentration of foreign exchange exposure %
<b>31 December 2020</b>				
Australian Dollar	9,472,335	0.47	44,205	2.40
Canadian Dollar	15,427,138	0.52	79,613	3.90
Euro	44,895,967	(0.90)	(403,841)	11.36
Pound Sterling	26,117,066	(0.27)	(69,288)	6.61
Hong Kong Dollar	9,470,712	(0.50)	(47,618)	2.40
Japanese Yen	33,330,325	(1.05)	(348,966)	8.44
Swedish Krona	8,130,779	(1.33)	(108,384)	2.06
<b>Total</b>	<b>146,844,322</b>		<b>(854,279)</b>	
<b>31 December 2019</b>				
Australian Dollar	7,148,719	3.30	236,246	1.68
Canadian Dollar	20,721,517	0.72	150,111	4.87
Euro	37,482,709	1.21	454,078	8.80
Pound Sterling	23,699,083	1.23	291,814	5.57
Hong Kong Dollar	12,714,910	0.06	7,748	2.99
Japanese Yen	32,424,876	(0.87)	(280,818)	7.62
Swedish Krona	6,173,727	3.68	227,394	1.45
<b>Total</b>	<b>140,365,541</b>		<b>1,086,573</b>	

\*The estimated movement is based on the average of the last two years exchange rate movements which management consider is a reasonably possible change in foreign exchange rates, but actual results can differ significantly.

**NOTES TO AND FORMING PART OF THE AUDITED FINANCIAL STATEMENTS (CONTINUED)**  
for the year ended 31 December 2020

**14 Financial instruments and associated risks (continued)**

(i) Market Risk (continued)

(b) Interest Rate Risk

Interest rate risks may result from exposures to changes in the level, slope and curvature of the yield curve, the volatility of interest rates, mortgage prepayment speeds and credit spreads. Interest rates are determined by factors of supply and demand in the international money markets, which are influenced by macro-economic factors, speculation and central bank and government intervention. Fluctuations in short-term and/or long-term interest rates may affect the value of the Fund.

The Fund's financial assets and financial liabilities, with the exception of cash balances, are not directly exposed to interest rate risk. The Fund is exposed to interest rate risk on the interest earned on the cash at bank balance and paid on overdrawn cash. This exposure is not considered significant.

The interest rate profile of the financial assets of the Fund as at 31 December 2020 and 31 December 2019 was as follows:

Interest Rate Characteristics	Total Exposure USD	Effect of 1.00% movement in interest rates on Net Asset and Profit * USD
<b>31 December 2020</b>		
Cash and cash equivalents	15,142,001	151,420
<b>31 December 2019</b>		
Cash and cash equivalents	22,918,893	229,189

\*The estimated movement is based on management's determination of a reasonably possible change in interest rates, taking into account current market conditions and expectations for future interest rate movements, but actual results can differ significantly.

(c) Other Price Risk

Other price risks may result from exposure to changes in the prices and volatilities of individual equities.

Price risk is the risk that the value of a financial investment will fluctuate as a result of changes in market prices, whether caused by factors specific to an individual investment, its issuer or any factor affecting financial investments traded in the market. It represents the potential loss the Fund might suffer through holding market positions in the face of price movements. The Investment Manager considers the asset allocation of the portfolio in order to spread the risk associated with particular market sectors whilst continuing to follow the Fund's investment objective.

The Fund is required to be managed in accordance with UCITS rules. These rules set out in detail requirements for diversification that seek to mitigate the impact of other price risk. The Investment Manager is required to report to SAMI each month that the respective Fund has been managed in accordance with the Investment Management Agreement and guidelines agreed between Investment Manager and SAMI.

As the majority of the Fund's financial investments are carried at fair value with fair value changes recognised in the Statement of Comprehensive Income, all changes in market conditions will directly affect net assets attributable to holders of redeemable participating shares. The Fund's quantitative exposure to price risk at the reporting date is represented by the financial assets and liabilities at fair value through profit or loss which are analysed in the schedule of investments.

**NOTES TO AND FORMING PART OF THE AUDITED FINANCIAL STATEMENTS (CONTINUED)**  
for the year ended 31 December 2020

**14 Financial instruments and associated risks (continued)**

The following table demonstrates management's best estimate of the sensitivity of net assets and profit to change in the relevant benchmark index 3 year annualised return:

Benchmark index name	Index historic annualised return %	Total Effect* USD
<b>31 December 2020</b>		
EPRA/NAREIT Developed Rental Index	1.83	6,945,951
<b>31 December 2019</b>		
EPRA/NAREIT Developed Rental Index	3.04	12,193,303

\*Total effect is the impact on Net Assets and Profit, calculated as the total exposure multiplied by the benchmark index 3 year annualised return.

(ii) Liquidity Risk

Liquidity risk is defined as the risk that the Fund will encounter difficulty in meeting obligations associated with financial liabilities that are settled by delivering cash or another financial asset. Exposure to liquidity risk increases because of the possibility that the Fund could be required to redeem its shares earlier than expected. The Fund is exposed to cash redemptions of its redeemable shares on a regular basis. Shares are redeemable at the holder's option based on the Fund's Net Asset Value per share at the time of redemption calculated in accordance with the Fund's constitution.

The Fund provides for the subscription and redemption of shares and are, therefore, exposed to the liquidity risk of meeting shareholder redemptions at any time.

The majority of the Fund's financial assets are listed securities trading on a regular basis which are readily realisable. The Investment Manager also keeps appropriate levels of cash or near cash investments to meet normal day to day liquidity demands, for example from normal levels of investor redemptions and to meet expense payments as they fall due. It should be noted that in extreme conditions, it may be difficult for the Fund to realise an investment on short notice without suffering a discount to market value.

The Fund's overall liquidity risk and its obligation to repurchase the shares when required to do so is managed by the Investment Manager and ultimately by the Directors of the Company. The following is a summary of the risk mitigation tools available to the Investment Manager and Directors of the Company:

- The Directors are entitled to limit the number of shares of the Fund which are repurchased on any dealing day to shares representing 10% of the total Net Asset Value of shares of the Fund in issue on that dealing day. In this event, the limitation will apply pro-rata so that all Shareholders wishing to have shares of the Fund repurchased on that dealing day realise the same proportion of such shares. Shares not repurchased, but which would otherwise have been repurchased, will be carried forward for repurchase on the next dealing day and will be dealt with in priority (on a rateable basis) to a repurchase request received subsequently. If requests for repurchases are carried forward, the Administrator will inform the shareholders affected.
- The Articles of the Company contain special provisions where a repurchase request received from a Shareholder would result in more than 20% of the Net Asset Value the Fund's shares being repurchased on any dealing day. In such a case the Company, on behalf of the Fund, may satisfy all or part of the repurchase request by a distribution of investments of the the Fund in specie provided that such a distribution would not be prejudicial to the interests of the remaining Shareholders of the Fund.
- The Directors of the Company may at any time with prior notification to the Depositary temporarily suspend the issue, valuation, sale, purchase, redemption or conversion of the shares of the Fund. The Directors will exercise this discretion only in special circumstances, as outlined in the Company's prospectus, in which the Directors believe that it is not possible to value or trade a material proportion of the securities held in the Fund's portfolio. Any such suspension will be notified without delay to the Central Bank and to the Shareholders. Where possible, all reasonable steps will be taken to bring any period of suspension to an end as soon as possible. Shareholders who have requested issue or redemption of Shares of any Class will have their subscription or redemption request dealt with on the first Dealing Day after the suspension has been lifted.



**NOTES TO AND FORMING PART OF THE AUDITED FINANCIAL STATEMENTS (CONTINUED)**  
for the year ended 31 December 2020

**14 Financial instruments and associated risks (continued)**

(ii) Liquidity Risk (continued)

The Fund's policy is to satisfy redemption requests by the following means:

1. Withdrawal of cash deposits;
  2. Disposal of highly liquid assets (i.e., short-term, low-risk debt investments);
  3. Disposal of other investments;
  4. The Fund may borrow on a temporary basis in order to fund redemptions; and
  5. Searching for new investors.
- The Fund invests primarily in marketable securities and other financial instruments, which under normal market conditions are readily convertible to cash. In addition, the Fund's policy is to maintain sufficient cash and cash equivalents to meet normal operating requirements and expected redemption requests.
  - Trading limits and collateral arrangements limit the extent to which liabilities can be incurred by the Fund.
  - It is the Fund's policy that the Investment Manager monitors the Fund's liquidity position on a daily basis and that the Board of Directors reviews it on a quarterly basis.

The tables below summarise the liquidity profile of the Fund's financial liabilities based on contractual undiscounted cash flows. Balances due within 6 months equal their carrying amounts, as the impact of discounting is insignificant. The tables also analyse the liquidity profile of the Fund's financial assets (undiscounted where appropriate) in order to provide a complete view of the Fund's contractual commitments and liquidity.

Catalyst Global Real Estate UCITS Fund	Due on demand USD	Due within 6 months USD	Total USD
<b>31 December 2020</b>			
Cash and cash equivalents	15,142,001	-	15,142,001
Accrued income	-	945,429	945,429
Amounts receivable on sale of securities	-	745,916	745,916
Amounts receivable on issue of shares	-	960,973	960,973
Other debtors	-	15,763	15,763
Financial assets at fair value through profit and loss	379,560,174	-	379,560,174
<b>Total Financial Assets</b>	<b>394,702,175</b>	<b>2,668,081</b>	<b>397,370,256</b>
Amounts payable on purchase of securities	-	(1,502,890)	(1,502,890)
Accrued expenses and other payables	-	(629,180)	(629,180)
Amounts payable on repurchase of shares	-	(127,766)	(127,766)
Redeemable participating shares	(395,110,420)	-	(395,110,420)
<b>Total Financial Liabilities</b>	<b>(395,110,420)</b>	<b>(2,259,836)</b>	<b>(397,370,256)</b>
<b>31 December 2019</b>			
Cash and cash equivalents	22,918,893	-	22,918,893
Accrued income	-	1,231,891	1,231,891
Amounts receivable on issue of shares	-	1,316,410	1,316,410
Other debtors	-	37,123	37,123
Financial assets at fair value through profit and loss	400,799,963	-	400,799,963
<b>Total Financial Assets</b>	<b>423,718,856</b>	<b>2,585,424</b>	<b>426,304,280</b>
Management fee payable	-	(342,662)	(342,662)
Accrued expenses and other payables	-	(178,442)	(178,442)
Amounts payable on repurchase of shares	-	(39,862)	(39,862)
Redeemable participating shares	(425,743,314)	-	(425,743,314)
<b>Total Financial Liabilities</b>	<b>(425,743,314)</b>	<b>(560,966)</b>	<b>(426,304,280)</b>

**NOTES TO AND FORMING PART OF THE AUDITED FINANCIAL STATEMENTS (CONTINUED)**  
*for the year ended 31 December 2020*

**14 Financial instruments and associated risks (continued)**

(iii) Credit Risk

Credit risk is the risk that a counterparty to a financial asset will fail on a commitment that it has entered into with the Fund. A Fund is subject to the possibility of insolvency, bankruptcy or default of a counterparty with which the Fund, as appropriate, trades such instruments. This could result in substantial losses to the Fund.

The Fund's securities consist principally of equity instruments and are not directly exposed to credit risk from these positions.

The Fund is exposed to credit risk on parties with whom it trades and will bear the risk of settlement default. All transactions in listed securities are settled/paid for upon delivery using approved brokers. The risk of default is considered minimal, as delivery of securities sold is only made once the broker has received payment. Payment is made on a purchase once the securities have been received by the broker. The trade will fail if either party fails to meet its obligation.

Brown Brothers Harriman Trustee Services (Ireland) Limited (the "Depositary") is the appointed depositary of the Fund, responsible for the safe-keeping of assets. Northern Trust Fiduciary Services (Ireland) Limited acted as depositary until resigning on 27 September 2019. The Depositary has appointed Brown Brothers Harriman & Co. ("BBH&Co") as its global sub-custodian. The Depositary is a wholly owned subsidiary of Brown Brothers Harriman. At the year end date, 31 December 2020, Brown Brothers Harriman and its subsidiaries have a long term credit rating from Fitch of A+ (31 December 2019: A+).

The Depositary in the discharge of its depositary duties, verifies the Fund's ownership of Other Assets, (as defined under Other Assets (Art 22(5) of UCITS V Directive 2014/91/EU)), by assessing whether the Fund holds the ownership based on information or documents provided by the Fund or where available, on external evidence.

BBH&Co, in the discharge of its delegated depositary duties, holds in custody (i) all financial instruments that may be registered in a financial instruments account opened on the books of BBH&Co and (ii) all financial instruments that can be physically delivered to BBH&Co. BBH&Co ensures all financial instruments (held in a financial instruments account on the books of BBH&Co) are held in segregated accounts in the name of the Fund, clearly identifiable as belonging to the Fund, and distinct and separately from the proprietary assets of BBH&Co, the Depositary and Brown Brothers Harriman.

In addition BBH&Co, as banker, holds cash of the Fund on deposit. Such cash is held as a liability on the Statement of Financial Position of BBH&Co. In the event of insolvency of BBH&Co, in accordance with standard banking practice, the Fund will rank as an unsecured creditor of BBH&Co in respect of any cash deposits.

Insolvency of the Depositary and or one of its agents or affiliates may cause the Fund's rights with respect to its assets to be delayed.

The responsible party manages risk by monitoring the credit quality and financial position of the Depositary and such risk is further managed by the Depositary monitoring the credit quality and financial positions of sub-custodian appointments.

**NOTES TO AND FORMING PART OF THE AUDITED FINANCIAL STATEMENTS (CONTINUED)**  
for the year ended 31 December 2020

**15 Net asset value per share**

The tables below detail the Net Asset Value, Net Asset Value per Share and the number of shares in issue of each Share Class of the Company. The information provided is as per last dealing day prior to 31 December. As such, the Net Asset Value may differ to the financial reporting Net Asset Value at 31 December 2020.

	31 December 2020	31 December 2019	28 February 2019
<b>Catalyst Global Real Estate UCITS Fund</b>			
<b>Class A USD</b>			
Net Asset Value	\$25,327,542	\$31,403,731	\$61,624,229
Number of Shares in Issue	11,534,539	13,592,923	29,462,166
Net Asset Value per Share	\$2.20	\$2.31	\$2.09
<b>Class B USD</b>			
Net Asset Value	\$44,319,558	\$56,925,652	\$19,952,045
Number of Shares in Issue	19,277,754	23,652,007	9,195,138
Net Asset Value per Share	\$2.30	\$2.41	\$2.17
<b>Class B GBP</b>			
Net Asset Value	£2,439,573	£1,921,460	-
Number of Shares in Issue	2,815,108	2,052,403	-
Net Asset Value per Share	£0.87	£0.94	-
<b>Class C USD Distributing</b>			
Net Asset Value	\$1,561,307	\$1,649,508	\$2,619,450
Number of Shares in Issue	1,352,835	1,353,387	2,353,870
Net Asset Value per Share	\$1.15	\$1.22	\$1.11
<b>Class D USD</b>			
Net Asset Value	\$185,641,000	\$206,620,132	\$197,499,347
Number of Shares in Issue	81,350,131	86,749,572	92,204,803
Net Asset Value per Share	\$2.28	\$2.38	\$2.14
<b>Class E GBP Distributing</b>			
Net Asset Value	£2,969,679	£3,872,535	£3,271,430
Number of Shares in Issue	2,537,537	3,037,997	2,842,764
Net Asset Value per Share	£1.17	£1.28	£1.15
<b>Class F USD</b>			
Net Asset Value	\$66,257,329	\$74,116,505	\$64,813,130
Number of Shares in Issue	55,870,924	59,579,185	57,692,834
Net Asset Value per Share	\$1.19	\$1.24	\$1.12
<b>Class G USD</b>			
Net Asset Value	\$6,828,846	\$8,956,884	\$8,390,256
Number of Shares in Issue	6,035,215	7,637,832	8,002,198
Net Asset Value per Share	\$1.13	\$1.17	\$1.05
<b>Class H USD</b>			
Net Asset Value	\$57,784,917	\$38,380,979	-
Number of Shares in Issue	58,016,985	36,958,092	-
Net Asset Value per Share	\$1.00	\$1.04	-

**NOTES TO AND FORMING PART OF THE AUDITED FINANCIAL STATEMENTS (CONTINUED)**  
*for the year ended 31 December 2020*

**16 Transaction costs**

Transaction costs are defined as the incremental costs that are directly attributable to the acquisition, issue or disposal of a financial asset or financial liability. An incremental cost is one that would not have been incurred if the entity had not acquired, issued or disposed of the financial instrument. When a financial asset or financial liability is recognised initially, an entity shall measure it at its fair value through profit or loss plus transaction costs that are directly attributable to the acquisition or issue of the financial asset or financial liability. Total transaction costs for the year ended 31 December 2020 and period ended 31 December 2019 are detailed below:

Fund Name	Year ended 31/12/2020	Period ended 31/12/2019
Catalyst Global Real Estate UCITS Fund	US\$395,010	US\$421,172

**17 Significant events during the year**

The following significant events occurred during the period from 1 January 2020 to 31 December 2020:

- A new supplement was issued on 14th October 2020. The Supplement was amended in order to provide additional disclosure to investors in accordance with updated guidance from the European and Securities Markets Authority ("ESMA") related to the use of indices and the Central Bank's subsequent findings from the thematic review on the subject of closet indexing. Specifically the investment policy of the Fund was updated to expressly state the Fund is actively managed and a brief description of the Benchmark was also included. In addition, the Supplement was updated to allow for the creation of four new share classes, namely Class I USD, Class J USD Distributing, Class F GBP and Class G GBP Distributing Shares and for the charging of fees and expenses of the Class E GBP Distributing, Class J USD Distributing and Class G GBP Distributing to the capital of the Fund.
- The Company declared a distribution with respect to the 6 month period ended 31 December 2020 for the Class C USD Distributing share and the Class E GBP Distributing shares. The distribution amounted to \$0.009895 per share and £0.017565 per share respectively.

There were no other significant events during the year.

**NOTES TO AND FORMING PART OF THE AUDITED FINANCIAL STATEMENTS (CONTINUED)**  
*for the year ended 31 December 2020***18 Significant events since the end of the year**

The following significant events occurred in period from 31 December 2020 to date of approval of the financial statements:

- On 2 February 2021, a new supplement for the Catalyst Global real Estate UCITS Fund was approved by the Central Bank. The supplement was updated to provide for a reduction in fees on the Class C GBP Distributing shares which had not yet launched.
- On 9 March 2021, the prospectus of the Company and the supplement of its sub-fund, Catalyst Global Real Estate UCITS Fund, were updated to include amendments in order to comply with the provisions of Regulation (EU) 2019/2088 on sustainability related disclosures in the financial services sector, as amended ("SFDR").

Up to the date of approval of the financial statements, there were no other material subsequent events affecting the Company which necessitate disclosure or revision of the figures included in the financial statements.

**19 Auditors fee**

Auditor remuneration for the year was EUR 15,000 excluding VAT (period ended 31 December 2019: EUR 15,000 excluding VAT). Auditor remuneration related solely to the audit of the financial statements for the year ended 31 December 2020. There were no other assurance services, tax advisory services or other non-audit services provided by the auditor of the Company.

**20 Off balance sheet arrangements**

The Company was not party to any off balance sheet arrangements for the period from 1 January 2020 to 31 December 2020 or 1 March 2019 to 31 December 2019.

**21 Approval of the Financial Statements**

The financial statements were approved by the Board of Directors on 23 April 2021.

**SIGNIFICANT PURCHASES AND SALES (UNAUDITED)***for the year ended 31 December 2020*

	<b>Purchases</b>
<b>Description</b>	<b>USD</b>
Equity Lifestyle Properties	10,169,273
Extra Space Storage Inc	7,155,840
Prologis Inc	6,469,682
Welltower Inc	6,100,795
Sun Communities Inc	5,826,113
Americold Realty Trust	5,793,163
Sba Communications Corp	5,750,237
Mid-America Apartment Communities Inc	5,656,550
Vonovia SE	4,894,507
Ventas Inc	4,463,390
MGM Growth Properties	4,383,029
Nippon Accommodations	4,369,290
Healthpeak Properties Inc	4,063,404
American homes 4 Rent	3,775,747
American Tower Corp	3,415,206
Invitation Homes Inc	3,353,245
Derwent London PLC	3,348,714
Realty Income Corp	3,227,809
Catena AB	3,036,795
National Retail Properties	2,991,793
	<b>Sales</b>
	<b>USD</b>
Coresite Realty Corp	(11,326,052)
Cubalmart	(9,358,752)
Alexandria Real Estate Equities Inc	(5,854,163)
Welltower Inc	(5,848,781)
Sun Communities Inc	(4,953,450)
Equity Residential	(4,529,477)
Duke Realty Corp	(4,483,177)
Unibail-Rodamco-Westfield	(4,036,750)
Prologis Inc	(3,798,818)
Host Hotels & Resorts Inc	(3,795,497)
Simon Property Group Inc	(3,752,552)
Rexford Industrial Realty Inc	(3,736,101)
Interrent Real Estate Inc	(3,467,328)
Healthpeak Properties Inc	(3,240,342)
National Retail Properties	(3,074,234)
Equinix Inc	(3,050,327)
Leg Immobilien AG	(2,948,695)
American Campus Communities	(2,880,895)
Japan Retail Fund	(2,867,506)
Gecina SA	(2,787,278)

## REMUNERATION POLICY (UNAUDITED)

### Purpose and objective

Sanlam Asset Management (Ireland) Limited (“SAMI”) was appointed as Manager of the Company on 27 September 2019.

SAMI, as a UCITS Manager and AIFM, has implemented a remuneration policy (the “SAMI Remuneration Policy”) in line with the provisions of the ESMA guidelines on sound remuneration policies under the UCITS V Directive (Directive 2014/91/EU) (ESMA/2016/575) (the “UCITS remuneration guidelines”) which came into effect on 18 March 2016 and also Article 13 of the Directive 2011/61/EC on Alternative Investment Fund Managers, in particular Annex II, and of the European Securities and Markets Authority’s (“ESMA’s”) “Guidelines on sound remuneration policies under the AIFMD” (together the “Remuneration Guidelines”).

The purpose of the SAMI Remuneration Policy is to provide clear direction and policy regarding SAMI’s remuneration policies and practices consistent with the principles set out in the Remuneration Guidelines. The SAMI Remuneration Policy also complies with the overarching remuneration philosophy of the Sanlam Investments Cluster (the “Cluster Policy”) with local adjustments to adhere to regulations applicable in Ireland.

The objective of the SAMI Remuneration Policy and the Cluster Policy is to support SAMI’s and the Sanlam Investments Cluster’s business objectives, and the Sanlam Group corporate values, including prudent risk management, by attracting, retaining and motivating the key talent to achieve these outcomes. The SAMI Remuneration Policy has been designed to be consistent with and promote sound and effective risk management, not encourage excessive or inappropriate risk-taking, eliminate conflicts of interest and be cognisant of SAMI’s Treating Customers Fairly and Conduct Risk policies.

### Design

In the design of its Remuneration Policy, SAMI has also taken into account the nature, scale and complexity of its business. In determining the range of activities undertaken, SAMI has given due consideration to the number of funds under management, the type of investments, the investment strategies, the investment location, the distribution models and the investor base. Due consideration has also been given to the resources available to SAMI and the resources and expertise of the various third parties engaged to support SAMI and carry out certain functions on its behalf.

The SAMI Remuneration Policy applies to those categories of staff, including senior management, risk takers, control functions and any employee receiving total remuneration that takes them into the same remuneration bracket as senior management and risk takers, whose professional activities have a material impact on the risk profiles of SAMI or of the UCITS and Alternative Investment Funds under SAMI’s management as a UCITS Manager and AIFM, including MLC Global Multi Strategy UCITS Funds Plc (the “Company”).

### Risk management

SAMI recognises the important role played by sound risk management in protecting stakeholders. Moreover, SAMI acknowledges that inappropriate remuneration structures could in certain circumstances result in situations whereby individuals assume more risk on the relevant institution’s behalf than they would have done had they not been remunerated that way. The SAMI Remuneration Policy aligns the risk taking behaviour of employees and officers with SAMI’s risk appetite and the risk appetite in respect of each of the funds.

## REMUNERATION POLICY (UNAUDITED) (CONTINUED)

### Identified Staff

The SAMI Remuneration Policy applies to “Identified Staff”. Under the ESMA Guidelines, Identified Staff are defined as follows:

- Categories of staff, including senior management, risk takers, Control Functions and any employee receiving total remuneration that takes them into the same remuneration bracket as senior management and risk takers, whose professional activities have a material impact on the SAMI’s risk profile or the risk profiles of the Funds that it manages and categories of staff of the entity/entities to which portfolio management or risk management activities have been delegated by SAMI, whose professional activities have a material impact on the risk profiles of the Funds that SAMI manages.
- Any other employee/persons whose total remuneration is within the same remuneration bracket as senior managers (e.g. other high earning staff) and who can exert a material impact on the risk profile of SAMI or the Funds under management.

The list of Identified Staff maintained by SAMI is subject to regular review (at least annually by the Board of Directors of SAMI) and is formally reviewed in the event of, but not limited to:

- Organisational changes;
- New business initiatives;
- Changes in role responsibilities; and
- Revised regulatory direction.

### Fixed and variable remuneration

In deciding the mix between fixed and variable remuneration, SAMI is mindful of the need to ensure that the basic pay of staff is adequate to remunerate the professional services rendered taking into account, inter alia, the level of education, the degree of seniority and the level of expertise and skills required.

SAMI recognises that variable remuneration is an important tool to incentivise staff. It also gives SAMI or the Investment Managers (and therefore the Company) flexibility such that, in years in which SAMI or the Investment Managers perform poorly, variable remuneration may be reduced or eliminated. In some circumstances, however, variable remuneration, if inappropriately structured, can lead to excessive risk taking as employees may be incentivised to keep taking risk to maintain or increase their variable remuneration. Accordingly, there is a clear and well defined pay-for-performance philosophy that seeks to attract, retain and motivate employees who are accountable and whose behaviours are aligned with SAMI’s strategic goals, Conduct Risk and Treating Customers Fairly principles.

As an AIFM and UCITS Management Company, SAMI’s revenues are based on a percentage of the NAVs of the Funds, including that of the Company. As a result, its revenues may be more volatile than other types of businesses. SAMI may also be paid expenses and other revenue from the Funds to which it provides services. Variable remuneration allows SAMI to reduce the risk that its capital base is eroded due to the need to pay fixed remuneration costs should trading revenues decline. Owing to the nature of the contracts SAMI enters into with its Directors and their Designated Persons, the ratio of variable pay to fixed pay is considered appropriate but is kept under review.

### Decision-making process

The level of variable remuneration within SAMI is dependent on the achievement of individual goals, overall individual performance, the financial results of SAMI, the Sanlam Investments Cluster, the Sanlam Group and the achievement of Treating Customers Fairly outcomes.

Individual goals, consistent with shareholder goals, are set at the beginning of the year and performance is measured through Sanlam’s performance management process. Goals set shall be financial and nonfinancial in nature. Mistakes resulting in unforced and avoidable losses may be penalised. Variable remuneration paid is based on the previous year’s financial results and individual performance outcomes as determined as a result of a formal review of performance carried out in January following the end of the performance year. This timing allows full year financial results to be considered along with other nonfinancial goals and objectives. Individuals are not involved in setting their own remuneration. Pro-rata payments apply to new appointments based on time in the job over the financial year.



**REMUNERATION POLICY (UNAUDITED) (CONTINUED)****Decision-making process (continued)**

Ratings are used to differentiate and reward individual performance – but do not pre-determine compensation outcomes. Compensation decisions remain discretionary and are made as part of the year end compensation process. Compensation practices do not provide undue incentives for short term planning or short term financial rewards, do not reward unreasonable risk. Short and long-term strategic objectives are measured and rewarded to mitigate unreasonable or excessive risk-taking and provide balance.

**Oversight of the Investment Managers' Remuneration Framework**

As a UCITS Manager and AIFM, SAMI ensures that the persons to whom portfolio and/or risk management activities have been delegated are subject to remuneration arrangements that are equally as effective as those provisions of Remuneration Guidelines. As the discretionary portfolio management activity has been delegated to the Investment Managers, SAMI shall ensure those staff of Investment Managers who engage in discretionary portfolio management activity are subject to a remuneration framework consistent with the provisions of the Remuneration Guidelines. SAMI will assess on a regular basis the appropriateness of the Investment Managers' remuneration framework, the applicable policies and procedures in this regard for continuing compliance with the Remuneration Guidelines, and ensure that updates are made as necessary in line with the applicable regulations.

SAMI shall determine, on a case by case basis, whether or not the scope of the mandate granted to a particular delegate is such that the relevant staff of the Investment Manager constitute "Identified Staff" for the purposes of SAMI's Remuneration Policy

**Proportionality**

SAMI, as a UCITS Manager and AIFM, may take a proportionate approach, both in respect of how the SAMI Remuneration Policy shall apply to itself and to any relevant delegates (e.g. Investment Managers), in order to ensure compliance in a manner and to the extent that is appropriate to the size and internal organisation of the relevant entity and the nature, scope and complexity of its activities. In assessing what is proportionate, SAMI shall have regard to the provisions contained in the Remuneration Guidelines and will focus on the combination of all the criteria mentioned therein.

**Quantitative Remuneration Disclosure**

SAMI is required under the UCITS remuneration guidelines to make quantitative disclosures of remuneration. The UCITS remuneration guidelines on quantitative remuneration disclosures apply only to full performance periods.

The disclosures set out below are made in line with SAMI's interpretation of currently available regulatory guidance on quantitative remuneration disclosures. As market or regulatory practice develops, SAMI may consider it appropriate to make changes to the way in which quantitative remuneration disclosures are calculated.

The table below provides an overview of the following:

- Aggregate total remuneration paid by SAMI to all employees;
- Aggregate total remuneration paid by SAMI to senior management and other Identified Staff who have a material impact on the risk profile of the Company\*; and
- The allocation of aggregate total remuneration paid by SAMI to senior management and other Identified Staff which is attributable to the Company\*\*.

## REMUNERATION POLICY (UNAUDITED) (CONTINUED)

## Quantitative Remuneration Disclosure (continued)

	2020 Average Number of beneficiaries	2020 Fixed remuneration paid US\$	2020 Variable remuneration paid US\$	2020 Carried interest paid by the AIF US\$
Total remuneration paid by SAMI during year to 31 December 2020	9	1,259,407	945,067	Nil
<i>Total remuneration paid to employees who have a material impact on the risk profile of the Company:</i>				
Senior management (including executives)	5	908,679	808,838	Nil
Other Identified Staff*	N/A	N/A	N/A	Nil
<i>Allocation of total remuneration paid to the employees attributable to the Company**:</i>				
Senior management (including executives)	5	39,590	35,240	Nil
Other risk takers/other identified staff	N/A	N/A	N/A	Nil
	2019 Average Number of beneficiaries	2019 Fixed remuneration paid US\$	2019 Variable remuneration paid US\$	2019 Carried interest paid by the AIF US\$
Total remuneration paid by SAMI during financial year	9	1,171,336	867,485	Nil
<i>Total remuneration paid to employees who have a material impact on the risk profile of the Company:</i>				
Senior management (including executives)	5	869,965	870,363	Nil
Other Identified Staff*	N/A	N/A	N/A	Nil
<i>Allocation of total remuneration paid to the employees attributable to the Company**:</i>				
Senior management (including executives)	5	10,413	10,418	Nil
Other risk takers/other identified staff	N/A	N/A	N/A	Nil

\*There are no Other Identified Staff of the UCITS Manager, in addition to Senior Management of the UCITS Manager, who would have a material impact on the risk profile of the Company.

\*\*As Identified Staff of SAMI typically provide both UCITS and AIFMD related services in respect of multiple funds, clients and functions of SAMI and across the wider Sanlam Group, the allocation of aggregate total remuneration paid which is attributable to the Company is calculated based on total assets of the Company which are managed by SAMI as a proportion of the total assets under the management of SAMI at 31 December 2020 and 2019.

**REMUNERATION POLICY (UNAUDITED) (CONTINUED)****Disclosures in respect to Identified Staff of Delegates**

SAMI has delegated discretionary portfolio management responsibilities to Catalyst Fund Managers Global (Pty) Limited. The financial year end and performance period does not coincide with the financial year and performance period end of SAMI or the Company. Accordingly, the provision of meaningful and comparable information in respect to Identified Staff of the portfolio management delegate for the financial year ended 31 December 2020 is limited. Catalyst Fund Managers Global (Pty) Limited is authorised and regulated by the Financial Sector Conduct Authority in South Africa as Category II Financial Services Providers and is approved by the Central Bank of Ireland to act as Investment Managers to Irish Collective Investment Schemes. The Identified Staff of Catalyst Fund Managers Global (Pty) Limited (those that can exert a material influence on the Fund's risk profile) have significant equity ownership in Catalyst Fund Managers Global (Pty) Limited and only receive fixed remuneration and/or dividend payments resulting from their ownership interests in the business as a whole with no direct linkage to the Fund specifically.

**NOTICE OF ANNUAL GENERAL MEETING  
Of  
MLC Global Multi Strategy UCITS Funds Plc**

**NOTICE** is hereby given that the annual general meeting of MLC Global Multi Strategy UCITS Funds Plc. will be held at Beech House Beech Hill Road Dublin 4 on 25 June 2021 at 11.30 am for the following purposes:

1. To receive and consider the financial statements for the year ended 31 December 2020 and the reports of the directors and auditors thereon.
2. To retain the appointed Auditors as proposed by the Board of Directors.
3. To authorise the directors to fix the remuneration of the auditors for the year ending 31 December 2020.

And to transact any other business which may properly be brought before the meeting.

By Order of the Board  
MLC Global Multi Strategy UCITS Funds Plc

Date: 23 April 2021

Registered Office:

Beech House, Beech Hill Road, Dublin 4.

A member entitled to attend and vote may appoint a proxy to attend, speak and vote on his behalf. A proxy need not be a member of the Company.

**FORM OF PROXY**  
**MLC Global Multi Strategy UCITS Funds Plc**

I/We \_\_\_\_\_ being a member/members\* of the above named Company, hereby appoint the Chairman of the Meeting (note 1) or failing him any Director of the Company or failing that, Noel McLaughlin of Sanlam Asset Management (Ireland) Limited at Beech House, Beech Hill Road, Dublin 4. as my/our\* proxy to vote for me/us\* on my/our\* behalf at the Annual General Meeting of the Company to be held at Beech House, Beech Hill Road, Dublin 4. on the 25 June 2021 at 11.30 am (approx.) or any reconvened meeting thereof.

**Signature:** \_\_\_\_\_ **Date:** \_\_\_\_\_ **2021**

**Name:** \_\_\_\_\_

Please indicate with an "X" in the spaces below how you wish your vote to be cast.

**Resolution**

1. To approve the Report of the Directors and the Financial Statements for the year ended 31 December 2020.
2. To retain the appointed Auditors as proposed by the Board of Directors.
3. To authorise the Directors to fix the remuneration of the Auditors.

For	Against

**Notes**

1. A member may appoint a proxy of his own choice. If the appointment is made insert the name of the person appointed as proxy in the space provided.
2. If the appointer is a corporation, this form must be under the Common Seal or under the hand of some officer or attorney duly authorised on his behalf.
3. In the case of joint holders, the signature of any one holder will be sufficient, but the names of all the joint holders should be stated.
4. If this form is returned without any indication as to how the person appointed proxy shall vote he will exercise his discretion as to how he votes or whether he abstains from voting.
5. To be valid, this form must be completed and deposited at the Registered Office of the Company not less than 48 hours before the time fixed for holding the meeting or adjourned meeting.
6. Please return forms to [Gerardine.kelly@sanlam.ie](mailto:Gerardine.kelly@sanlam.ie) or fax to +35312053521 before 24 June 2021.

Issued by  
**Sanlam Asset Management (Ireland) Limited**  
Beech Hill House  
Beech Hill Road  
Dublin 4  
Ireland